



Graeme Priddle

Demo and Workshop

One of the best ways to learn new skills in woodturning is to observe how others do it. When the club heard Graeme Priddle would be available in October, we jumped at the chance to invite him to demonstrate some of his techniques, discuss what most influences his designs, and to have him teach some hands-on workshops.

Graeme hails from New Zealand and is known around the world, having won numerous awards for his work, which has been included in exhibitions in

New Zealand, Japan, France, Germany, Canada, and here in the United States.

If you have had the chance to attend some of the other demonstrations the club has been able to host with other world renown turners, you know this is an opportunity that you will not want to miss.

The all day demonstration is scheduled for October 27 and will be held at the Royal Oak Community Center for a cost of \$40 and will include lunch. There will also be two one-day workshops, which will

be held Sunday, October 28 and Monday, October 29, at Ray Frase's studio. These workshops are limited to six students each, at a cost of \$150 per day, and will include lunch.



Graeme Priddle and Starfish Vessel

President's Message

For several days I've been procrastinating on typing out this message. There are several reasons for that.

The first being that the last time I sent a President's Message, it was intended to let our members know of the meeting date change for September. For doing that, I got in hot water with the newsletter editor because she felt I had usurped her responsibility. That was never my intention. It wasn't a newsletter, just a one page letter that I put the SHAVINGS

title on to get member's attention. In e-mails to several of the board members, she indicated that the info they sent her to be included in the newsletter should be redirected to me since I had taken over the job. Although this was not true, I accepted that as her resignation and have since found a new Shavings Editor.

The second reason is that although the Fall Festival at Shadbush was a great success, it is just very disappointing that our quest for volunteers ended up

with same ten or so members that do all the work.

In preparation for Shadbush, I had to drive to Ron's house on Wednesday to pick up the lathe and club tent. Then on Saturday, I had to get to Shadbush by 8:00am to set up. While setting up the tent, the two lathes, the tables and chairs all by myself, it was quite embarrassing to look over at the Wood Carvers tent to see no less than 12 of their members working together and helping each other out. On Sun-

(Continued on page 3)

Inside this issue:

Chainsaw Safety	2
Inside Story	2
What Tree Did You Fall From	3
Photo Gallery	4



Chainsaw Safety

The cool crisp air and the brightly colored leaves are a sure sign that fall has arrived. For many of us, it is time to clean up from the summer fun. For me, this means closing up the pool, raking leaves, and cutting and chopping wood for the fireplace. This last task is what got me thinking about the subject for this article - chainsaw safety.

In researching this subject I found a few surprises. The first occurred when I Googled "chainsaw safety" and got back over 2 million hits. It never occurred to me that chainsaw safety was such a popular subject among searches in internet search engines. The second surprise was found in some of the statistics that were listed - like the average chainsaw injury requiring 110 stitches and the average medical cost for such an injury being over \$5,600.

So that you do not become a part of these statistics, remember these tips:

Wear the proper clothing

- A helmet with head, face, and hearing protection
- Gloves
- Chain saw protective chaps
- Steel-toed boots

Reduce kickback risk

- Use a reduced kickback bar and low kickback chain
- Avoid contact between the bar tip and any object
- Hold the chain saw firmly with both hands
- Do not over-reach
- Do not cut above shoulder height
- Check the chain brake frequently
- Keep the chain sharpened and do regular maintenance

Reduce the chance for fire

- Let a hot chainsaw cool, at least 30 minutes, before refilling
- Do not smoke while refueling your chainsaw
- Do not start your chainsaw were you refueled it
- Never refuel while the engine is running

For more information on chainsaw safety check-out these sites.

North Dakota State University

(<http://www.ag.ndsu.edu/pubs/ageng/safety/ae1025w.htm>)

Virginia State University

(<http://www.ext.vt.edu/pubs/safety/chainsaw/chainsaw.html>)

American Red Cross

(www.redcross.org/pubs/dspubs/chainsaw.pdf)

Husqvarna

(http://www.usa.husqvarna.com/files/cs/banners/chainsaw_cons.pdf)



Don't forget that Rockler offers our members a 10% discount on everything, except power tools. Check them out at:

Rockler Woodworking and Hardware
29918 Woodward Ave.
Royal Oak, MI 48073
(248) 543-5110
www.rockler.com



Hartville Tool is giving our members 20% off orders from their catalog. This is for a limit time, so take advantage of this great offer soon!

President's Message

(Continued from page 1)

day, I again had to drive out to Shadbrush to pack up everything into my truck. Fortunately, this time the members who were there helped me. However, I still needed to drive out to Ron's and return the club lathe, etc.

In preparation for this weekend, I spent hours on the phone trying to enlist the help of our club's members. I personally used more than a half tank of gas plus my time driving back and forth. This, combined with the fact that I have physical limitations, makes me wonder if I still want to do this job. I didn't want it in the first place because I knew that this is how most clubs are. Nevertheless, we needed someone to take over because

Greg had to deal with this for 6 years and he was feeling pretty exhausted. If there were more members who were willing to step up and get involved and we could feel more camaraderie, I think that all of our feelings would change and we would all feel that it is worth doing.

I took the several days to cool off so that this letter didn't seem so volatile. I really enjoy being a member of this club and appreciate all it has to offer. That is why I am doing what I can to make it work. What about you? What have you done to make this a better club? What are you planning to do? I really need your help. The club needs your active participation.

One final note, I would like to thank the following members for their contribu-

tion to this club effort. Steve Kujawa, John Fitzpatrick, Greg Smith, Frank Marabate, Russ Layle, Matt Harber, Frank Goetl, Dave Wiltsie, Dennis Monteville, John Sabina and Steve Wilson, a new club member who joined us at Shadbrush. Afterwards, he said to me that he really didn't know what to expect, but that it was very enjoyable and he would probably do it again next year.

Mike Foydel

Congratulation!

Over the Labor Day weekend, one of our members, Bob Pawlak, entered the Michigan Stat Fair contest with one of his bowls. He was awarded the first prize Blue Ribbon. Congratulations go out to Bob from all of his fellow club members.



Don't Forget the Meeting Door Prizes!!

Door prizes are an important part of each meeting. Members enjoy the prizes, whether they be wood, tools, or other miscellaneous items. The monies from the raffle pay for things like operating expenses. Please bring along any extra wood, tools, or other items you feel you can afford to donate to our prize table.

What Tree Did You Fall From??

Find your birthday and then find your tree. This is really cool and somewhat accurate. Each month I will try to put in that month's trees.

Sept. 24 to Oct. 03 **Hazelnut Tree (Extraordinary)** Charming sense of humor, very demanding, but can also be very understanding. Knows how to make a lasting impression. Active fighter for social causes and politics. Popular, quite moody, sexually oriented, honest, a perfectionist, has a precise sense of judgment and expects complete fairness.



Oct. 4 to Oct. 13 **Rowan Tree (Sensitivity)** Full of charm, cheerful, gifted without egoism, likes to draw attention, loves life, motion, unrest and even complications. Is both dependent and independent, has good taste, artistic, passionate, emotional, good company and does not forgive.

Oct. 14 to Oct. 23 **Maple Tree (Independence of Mind)** No ordinary person, full of imagination and originality, shy and reserved, ambitious, proud, self-confident, hungers for new experiences, sometimes nervous, has many complexities, good memory, learns easily, complicated love life, wants to impress.

Oct. 24 to Nov. 11 **Walnut Tree (Passion)** Unrelenting, strange and full of contrasts, often egotistic, aggressive, noble, broad horizon, unexpected reactions, spontaneous, unlimited ambition, no flexibility, difficult and uncommon partner, not always liked but often admired, ingenious strategist, very jealous and passionate, no compromise.

Schedule of Events

- Oct. 10—Executive meeting at Don Kessler's
- Oct. 21—General meeting at Shad-bush. Demonstration will be Ornaments by Greg Smith
- Oct. 27—Demonstration by Graeme Priddle at Royal Oak Senior Center
- Oct. 28 & 29—Hands on classes with Graeme Priddle at Ray Frase's shop
- Nov. 7—Executive meeting at Greg Smith's
- Nov. 18—General meeting at Shad-bush. Demonstration of the use of a boring bar by Gary Smith
- Dec. 9—General meeting at Shad-bush. Demonstration of various techniques for chucking materials by Mike and Chet
- December 14-16—Wood Show at Novi

October 2007

Sun	Mon	Tue	Wed	Thu	Fri	Sat
	1	2	3	4	5	6
7	8	9	10	11	12	13
14	15	16	17	18	19	20
21	22	23	24	25	26	27
28	29	30	31			

Library Notes from Glenn Lieving

Special thanks goes to:

John George for donating a 'Son of Skew' DVD by Alan Lacer and Mike Foydel for donating: *Sharpening Woodturning Tools* by Mike Darlow -- DVD, *Thread Cutting with Robert Sorby* -- VHS, *Metal Spinning with Terry Tynan* -- double DVD disk set, *Woodturning Tips & Techniques* by Carol Rix -- Book, and *Woodturning Masterclass* by Tony Boase -- Book

New additions to the library:

Wood turning Basics by Fine Woodworking - Book Contributors of articles include Richard Raffan, Ernie Conover, Alan Lacer, Philip C. Lowe & Teri Masaschi.

Turning Boxes with Richard Raffan -- DVD

Bowl Turning with Del Stubbs -- DVD

Turning Projects with Richard Raffan --

DVD

Turning Wood with Richard Raffan - DVD

Sharpening Woodturning Tools by Mike Darlow -- DVD

Turn It On by Jimmy Clews -- 3 DVD set

Missing library material:



Faceplate Bowl Turning by Mike Darlow - VHS

Novelties & Projects by Dennis White - VHS

Basic pen Turning by Bill Baumbeck - VHS

Working Green Wood With Peg by Patrick Speilman - Book

Practical Designs For Wood Turning by Roland Seale - Book

Woodturning Design - Fall 2004 - Magazine

Woodturning Design - Fall 2005 - Magazine

Woodturning Design - Fall 2006 - Magazine

2004 AAW Symposium with Don Derry -

(Continued on page 5)

JOIN THE AAW TODAY!



An Affiliate Chapter of
the American Association
of Woodturners

Library Notes

(Continued from page 4)

DVD

Turn It Up – Vol 2 by Jimmy Clewes - DVD

Turning Wood with Richard Raffan - DVD

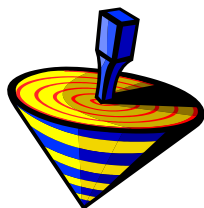
Long overdue material:

There are a number of members have had material checked out for way too long. Please look around your personal library, in your shop, or wherever for DAW library Material ,so others have an opportunity to use the material.

Tops for Tots

Don't forget to turn some tops. We are still collecting them to donate to Children's Hospital.

Please be aware that the base must be at least 1 3/4 to 2 inches in diameter to eliminate the possibility of a small child swallowing one. A simple gauge that you can use to measure is the cardboard tube from a toilet paper roll.



As a reminder, the heavier the base is, the longer the tops will spin. They can be decorated with colored marking pens or paint, but to facilitate cleaning they must have a coat of sealer applied .

DAW Officers—Here to Help


Please find below, a list of all the 2007 DAW Officers and Committee members. It is through their efforts that the club runs so smoothly. Should you have any concerns or wish to help out in one area or another, please feel free to contact any of these people. It is through the efforts of these volunteers that we continue to grow. We value your input.

Elected Officers			
President	Mike Foydel	(586)294-8777	mfoyd@comcast.net
1st VP	Frank Marabate	(586) 246-0503	fmarabate@comcast.net
2nd VP	Bob Daily	(248) 373-1748	sokkerref@aol.com
Secretary	Don Kessler	248-627-1181	wood-guy@charter.net
Treasurer	John Fitzpatrick	(248) 608-6972	john-elliefitz@sbcglobal.net
Committee Members			
Asset Manager	Ron Sztumerski	(248) 689-5615	rsztumerski @ wideopenwest.com
Librarian	Glenn Lieving	(586) 726-2856	glieving@comcast.net
Librarian	Dave Earl	(248) 544-8947	djearl@wowway.com
Membership	Greg Smith	(248) 649-3565	gregsmith@aol.com
Resale	Dave Wiltse	(248) 625-5347	
Mentor Program	Chet Bisno	(586) 254-7605	chet.bisno@gmail.com

Photo Gallery



Greg Smith showing his dyed bowl.



The inside of Greg's dyed bowl.



Segmented Tops



Mark Seamann showing off his ornaments and his bandaged hand.



A close-up of Mark's ornaments and a bottle stopper.



Look at the figure on this platter!

Photo Gallery



Kaleidoscope



A segmented vase by Gary Smith.




Ray Frase doing his demo on carving and dyeing.



Bowls and vases

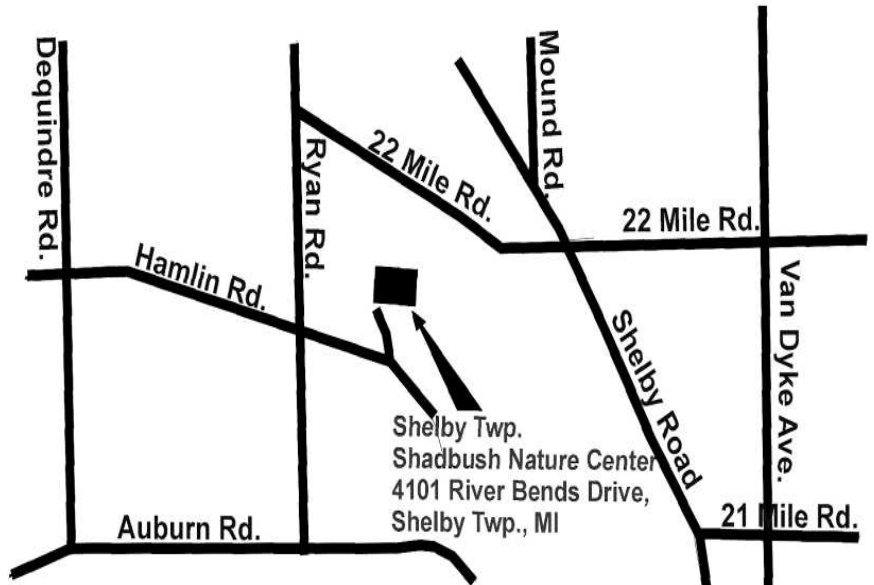


Trivets




**The next Meeting will be
October 21st, 2007**

The Detroit Area Woodturners meet at the Shelby River Bends Park, Shadbush Nature Centre, Shelby Township, MI, from 2:00 p.m. to 4:30 p.m. The Park is located on Ryan Road between 21 and 22 Mile Roads opposite the Hamlin Road junction. All visitors are welcome.



22606 Corteville
Saint Clair Shores, MI



The problems of today will soon be buried by the sands of time.