



President's Message

As I sit down to write this months President's Message, I can hear the wind howling outside and the little blue number at the bottom of my computer screen says it's a mere eight degrees outside. After the shivers finish running down my spine, I try to convince myself that it will not be much longer before we will see warmer temperatures.

Speaking of warmer temperatures, I would like to announce that on May 3 we will be hosting Dave Hout for an all day demonstration. Many of you may have seen Dave on the DIY channel, where he hosts the shows Woodturning Basics, and Woodturning Techniques. He is an ex-

ceptional instructor, having more then 20 years of experience as a classroom instructor, and has done workshops and seminars at the Arrowmont School of Arts & Crafts and the John C. Campbell Folk School. He is also a founding member and on the board of directors for the American Association of Woodturners (AAW). So mark your calendars now because you are not going to want to miss this event.

I would like to thank Ron Sztumerski for his talk on sharpening last month. Ron put a lot of time and research into his demo, and it showed. The importance of proper sharpening techniques and the realization that our tools need to be

kept as sharp as possible still eludes many of us. I know Ron's talk and the resulting discussion among the group helped enlighten many of us.

I would also like to ask for some help. I am looking for two or three you who would be interested in helping with the newsletter. I know with a few more individual's inputs, we could really produce a quality publication. If writing articles isn't your thing, contributions to the newsletter can also be made in the form of research, photos, formatting, and layout. If you are interested please let me know.

Lastly, how are those tops coming for the President's Challenge?

Some Projects to Consider

While looking for a topic to write an article about, I came across a number of project articles that involve turning between centers. I then realized that we do very few demos on projects that involve only between-center techniques. Many of these projects are considered easy or beginner level projects, but each one teaches tool control skills that are essential to becoming a better turner.

Take a look at this link, [\[line.com/assets/turning_articles/Captive%20Rings/captive_rings.html\]\(http://line.com/assets/turning_articles/Captive%20Rings/captive_rings.html\) for a baby rattle with captured rings. This project will teach you how to make capture rings, which once mastered, can be used for other projects like long-stemmed goblets.](http://www.woodturningon</p>
</div>
<div data-bbox=)

This next project is a decorative doorstop, and can be found here, http://www.woodturningdesign.com/onlineproject/dec_o_doorstops.shtml. This project gives you something useful to make while

at the same time letting you practice coves, beads, and pommels.

The third project is a lace bobbin. This project, like the doorstep project, allows you to practice coves, beads, and other turning elements, but at a much smaller scale. This forces the turner to learn tool control at a much higher lever then was previously needed for the other projects. This one can be found at <http://www.angelfire.com/d20/mikesbobbins/birth.html>

Inside this issue:

A Little History	2
What Tree Did You Fall From?	3
Collaborative Project Gains Momentum	5
Photo Gallery	6



Sale of DAW Delta Demo Lathe

At the January DAW Executive Board Meeting, the Board decided to replace the Club's full size Delta Lathe with a mini lathe. The Delta had served a dual purpose until just recently. It was used for the Club's general meeting demonstrations, and as one of our loaner lathes. Last April, we purchased a new lathe for our demonstrations, and the Delta was relegated to just a loaner lathe. As long as it was used for the dual purpose, we accepted the additional burden of transporting a full size lathe to the meetings and then back to the loaner site. However, now that it was just a loaner lathe, it has lost some of its utility. In addition, members requesting a loaner lathe seem to prefer the mini to a full size. The Delta had been sitting in storage for three months, while there is a waiting list for the mini. These circumstances led the Board to decide to sell the Delta Lathe.

At our last general meeting, I announced the Club's intention to sell the Delta, and asked any interested members to contact me. The lathe was sold to Tom Newkold, one of our new members. Tom is also enrolled in our mentoring program, so it looks like the lathe has found a good home.

A Little History

When you think of a lathe you probably picture something that has cast iron ways, and a motor on one side to drive what you are going to turn, be it wood, plastic, metal, or something else. It probably weighs hundreds of pounds in order to reduce vibration and make it stable. However, this is not how it has always been.

Evidence shows us that lathes have been in use at least as far back as Egyptian times. A stone carving believed to be made approximately 300 B.C., shows an Egyptian lathe being worked by two men. In addition, there have been 7th century artifacts discovered that show markings that would indicate they were made on a lathe.

Over the years, the lathe has changed in form, but not function. It started out as a tool that two individuals had to work, one

Resale Shop

One of the benefits the club offers you, the members, is the Resale Shop. We purchase several items in bulk and sell it at discounted prices back to you. In this way, we are able to take advantage of the savings that are available when purchasing items in bulk and are able to save you money at the same time.

The Resale Shop, run by Dave Wiltse, can be found in the back of the room at our general meetings. So, if you are in need of any of the following supplies, see Dave.

CA Glue:

Very Thin 2oz. - \$5.00

Med Thin 2oz. - \$5.00

Med Thick 2oz.- \$5.00

Thick 2oz. - \$5.00

Black Med. 1oz. - \$5.00

Accelerator (pump spray) 8oz. \$5.00

Gel Debonder 2oz. - \$5.00

Anchorseal (winterized) Gal. - 8.00

Ray's Woodturners Finish 16oz. - \$10.00

Final Cut - \$5.00

Tops for Tots

Don't forget to turn some tops. We are still collecting them to donate to Children's Hospital.

Please be aware that the base must be at least 1 3/4 to 2 inches in diameter to eliminate the possibility of a small child swallowing one. A simple gauge that you can use to measure is the cardboard tube from a toilet paper roll.


As a reminder, the heavier the base is, the longer the tops will spin. They can be decorated with colored marking pens or paint, but to facilitate cleaning they must have a coat of sealer applied .



pulling on ropes or string to give the piece being worked rotation, and the other to do the cutting. The carving from Egypt shows the lathe sitting on the ground and the piece being turned in a vertical orientation, although there are some that believe it was actually done in a horizontal orientation, but drawn this way due to the lack of knowledge of the artist.

As advancements were made, the lathe became a one-person operation. First, by using a bow to power the rotation of the piece, and then the spring-pole. Drawings by Leonardo da Vinci in around 1500 A.D. are believed to show the first lathe that could be run by a single person and had

continual rotation using a flywheel and a treadle. As time moved forward, electric power was discovered and with it, electric motors, which is where we are today. For more information check out <http://www.historicgames.com/lathes/ancientlathes.html>



What Tree Did You Fall From??

Find your birthday and then find your tree. This is really cool and somewhat accurate. Each month I will try to put in that month's trees.

Feb. 4 to Feb. 8—**Poplar Tree (Uncertainty)** looks very decorative, not very self-confident, only courageous if necessary, needs goodwill and pleasant surroundings, very choosy, often lonely, great animosity, artistic nature, good organizer, tends to lean toward philosophy, reliable in any situation, takes partnership seriously.

Feb. 9 to Feb. 18—**Cedar Tree (Confidence)** of rare beauty, knows how to adapt, likes luxury, of good health, not in the least shy, tends to look down on others, self-confident, determined, impatient, likes to impress others, many talents, industrious, healthy optimism, waiting for the one true love, able to make quick decisions.

Feb. 19 to Feb. 29—**Pine Tree (Particular)** loves agreeable company, very robust, knows how to make life

comfortable, very active, natural, good companion, but seldom friendly, falls easily in love but its passion burns out quickly, gives up easily, everything disappears until it finds its ideal, trustworthy, practical.



Library Notes

By Glenn Lieving

The following DVD's have been added to the library:

'Two Ways To Make a Bowl' by Stuart Batty and Mike Mahoney

'Hollow Forms and Urns - A Workshop' by Mike Mahoney

'Fabulous Finial Box' by Cindy Drozda



February Demonstration

This month's demonstration on box making will show how to make a basic round box, similar to Richard Raffan's. It will include how to form the tenons, parting the top from the base, marrying that top to the bottom, and techniques to finish the turning. Be sure to come early and get a good seat. This will be an interesting and informative demo. For more on box making check out this link http://www.woodturningdesign.com/onlineproject/small_liddedboxes.shtml



For Sale

Delta Heavy Duty Lathe

This is a heavy cast iron lathe on a stand with an integral motor and Reeves variable speed mechanical drive. It weighs about 600lbs, has a 12" swing, and a 36" bed. This is a great lathe and includes some tools and supplies.

If you are interested the lathe may be seen at, Barney Chauvin's home by appointment only. Please call 586-716-5203 to setup a time. Barney's house is located at 52122 Elizabeth Lane, New Baltimore, MI 48047

Don't Forget the Meeting Door Prizes!!

Door prizes are an important part of each meeting. Members enjoy the prizes, whether they be wood, tools, or other miscellaneous items. The monies from the raffle pay for things like operating expenses. Please bring along any extra wood, tools, or other items you feel you can afford to donate to our prize table.

Missing DAW Equipment

The Club's Delta Lathe Package is missing its magnetic base work light. It was last used at the April general meeting demonstration. After that demonstration, a club member was granted the use of the light until someone was assigned the use of the Delta Lathe Package. I don't know the name of the person that requested the light, and the person that granted the request doesn't remember who it was. I've made a couple of inquiries as to its location, and have made a couple of requests for its return at our general meetings. At this point in time, no one has come forward. I'm thinking that person hasn't been to a recent meeting to hear my plea, so I'm putting it in the news letter to see if I can find them. If anyone has information as to its location, please contact me.

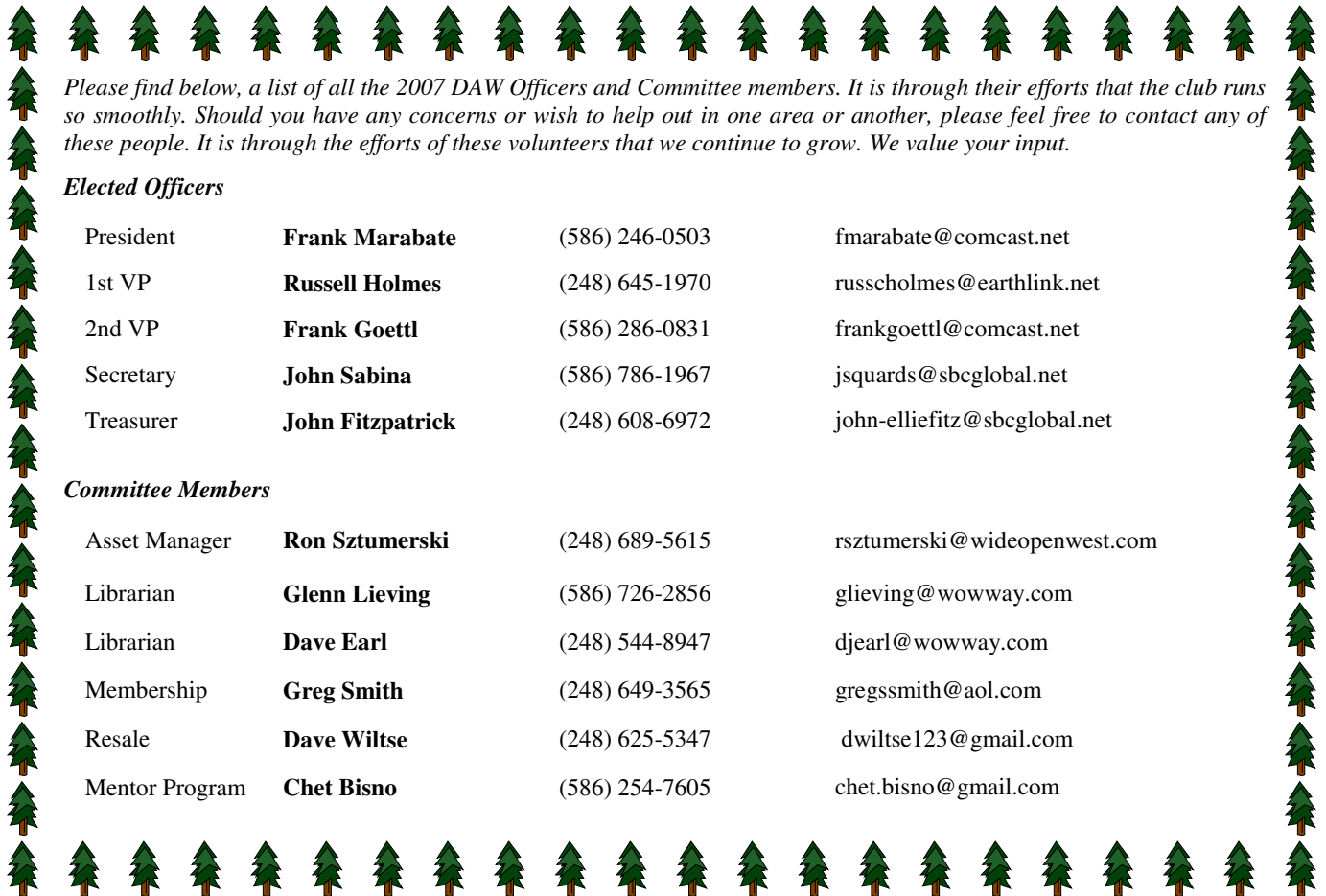
Ron Sztumerski

Schedule of Events

- February 17—General meeting at Shadbush. Demonstration on small boxes
- March 5—Executive meeting at Russ Holmes's
- March 16—General meeting at Shadbush. Demonstration on Segmented Turning
- April 9—Executive meeting at John Fitzpatrick's
- April 20—General meeting at Shadbush. Demonstration on Jigs, Tools, and Fixtures
- May 3—Dave Hout all day demo at Royal Oak Senior Center

February 2008

Sun	Mon	Tue	Wed	Thu	Fri	Sat
					1	2
3	4	5	6	7	8	9
10	11	12	13	14	15	16
17	18	19	20	21	22	23
24	25	26	27	28	29	



Please find below, a list of all the 2007 DAW Officers and Committee members. It is through their efforts that the club runs so smoothly. Should you have any concerns or wish to help out in one area or another, please feel free to contact any of these people. It is through the efforts of these volunteers that we continue to grow. We value your input.

Elected Officers

President	Frank Marabate	(586) 246-0503	fmarabate@comcast.net
1st VP	Russell Holmes	(248) 645-1970	russcholmes@earthlink.net
2nd VP	Frank Goettl	(586) 286-0831	frankgoettl@comcast.net
Secretary	John Sabina	(586) 786-1967	jsquards@sbcglobal.net
Treasurer	John Fitzpatrick	(248) 608-6972	john-elliefitz@sbcglobal.net

Committee Members

Asset Manager	Ron Sztumerski	(248) 689-5615	rsztumerski@wideopenwest.com
Librarian	Glenn Lieving	(586) 726-2856	glieving@wowway.com
Librarian	Dave Earl	(248) 544-8947	djearl@wowway.com
Membership	Greg Smith	(248) 649-3565	gregsmith@aol.com
Resale	Dave Wiltse	(248) 625-5347	dwiltse123@gmail.com
Mentor Program	Chet Bisno	(586) 254-7605	chet.bisno@gmail.com

Collaborative Project Gains Momentum

By John Sabina

The DAW Collaborative Project, a gourmet spice rack, was first announced at the November meeting. Club representatives will take the completed project to the AAW Symposium in Richmond, VA on June 20-22, 2008. We will be competing for four awards and have already decided to donate our project for live auction fund-raiser.

A steering committee of Mike Foydel, Kelly Friend, and the writer defined the basic parameters. The spice rack will be a two-tiered lazy Susan containing 18 similar spice containers. Each spice container will include a plastic bottle with screw on plastic lid to preserve the freshness of its spice. Each bottle and cap will be enclosed in a wood box with a wood top. Along with the spice containers, the project will include two empty spice grinders and a spice grater to create freshly ground spices for maximum flavor and aroma upon use. The project will also include a distinctive pair of salt and pepper mills. The decision was made to use only native Michigan woods in the project.

A trip to Armstrong's in Milford yielded cherry, maple, and walnut for the spice containers. Greg Smith, Chet Bisno, and John Fitzpatrick volunteered to fabricate blanks for the spice containers. Greg has glued up laminated wood blanks. John Fitzpatrick built stave-segment blanks, some with six sides, some with eight sides, and several with a thin distinctive

strip of contrasting wood at each corner. Chet is working on segmented blanks using contrasting woods. We should all thank these blanks builders as the intricacies of fabricating distinctive blanks can be very time consuming.

Both Greg Smith and the writer turned a prototype spice jar to have a first hand feel for what is involved. Process notes



from our prototypes are available for spice container volunteers. Harold Green, Kelly Friend, Russ Holmes, Steve Kujawa, Matt Harber, Frank Marabate, Dave Earl, Bill Schrodt, Ray Green, Dave Johnson, Vince Hellman, Greg Smith, Mat Brown, Bob Daily, Marty Mangold, Russ Layle, Mike Foydel, and John Sa-

bina have already volunteered to produce spice containers. Volunteers have the option of using their own blank for a spice container, as long as it is a Michigan wood. Harold Green, the first to submit his container, selected catalpa for his turned blank, textured using his considerable carving skills.

We have materials to create 24 spice containers, with the 18 best to be included on the final rack. Thus, there is still an opportunity for six more individuals to try their hand at a spice container. Don't miss out on this fun—Try your hand at a spice container. Just consider it a learning opportunity to improve your turning skills.

Each spice container will be laser engraved with its spice name. Scott Jacobs of Fine-Line Enterprises of Troy has graciously provided a sample on one of the prototypes. It looks great and the cost will be very reasonable Thank you Scott.

Gary Smith is making the sea salt and pepper mills. The writer is turning the tops and bottoms for the plastic-bodies spice grinders, while Roger LaRose is making a handle for the microplane spice grater. Ray Frase is lined -up to turn the spice rack when he returns from Florida in early April. Laminated maple blanks for the main trays are already built.

So the project is going well. Watch for further details and join the fun.



Hartville Tool is giving our members 20% off orders from their catalog. This is for a limit time, so take advantage of this great offer soon!

Thank you for supporting AAW, your local AAW Woodturning club, and Don Pencil Woodturning

20% off All Don Pencil Woodturning Products
(blems, seconds, and SC100P not included)

Use coupon code when you

check out: **AAW8115SP**

WWW.DONPENCIL.COM




Don't forget that Rockler offers our members a 10% discount on everything, except power tools. Check them out at:

Rockler Woodworking and Hardware
29918 Woodward Ave.
Royal Oak, MI 48073
(248) 543-5110
www.rockler.com

Photo Gallery



Photo Gallery



**The next Meeting will be
February 17, 2008**

The Detroit Area Woodturners meet at the Shelby River Bends Park, Shadbush Nature Centre, Shelby Township, MI, from 2:00 p.m. to 4:30 p.m. The Park is located on Ryan Road between 21 and 22 Mile Roads opposite the Hamlin Road junction. All visitors are welcome.


**JOIN THE AAW
TODAY!**



**DAW is an Affiliate Chapter of
the American Association of
Woodturners**



42753 Rutgers Dr
Sterling Heights, MI 48313



The problems of today will soon be buried by the sands of time.