

Shavings

Providing an environment that fosters the art and craft of woodturning

September 2013

September 2013

It's a new season of woodturning,
it's just like Back-to-School.
There are many new techniques
to learn and let's have a little fun
while learning.



Events Calendar

Next Month Meeting:
October 20, 2013
1:30 PM to 4:00 PM

October 's Meeting:
Jim Scarsella will demonstrate lidded boxes

2013
Shelby Twp. Fall Festival
September 14 & 15, 2013

Festival of the Senses
September 21 & 22, 2013

The "**Detroit Area Woodturners**" (DAW) is a local chapter of the **American Association of Woodturners (AAW)**. The AAW is an international, not-for-profit organization dedicated to the advancement of the woodturning craft. Our mission is to provide information, education, a meeting place, and an effective organization for all who are interested in turning wood.



<http://www.woodturner.org/>

A Publication of;

DETROIT AREA



WOODTURNERS

<http://www.detroitareawoodturners.com/>

Newsletter Editor:
Roger Meeker

Board Members

President:	Russell Holmes
1st Vice	Chuck Lobaito
President:	
2nd Vice	Dennis Montville
President:	
Treasurer:	Philip Stevens
Secretary:	Roger LaRose

Committee Members

Asset Manager:	Alfred Schembri
Librarian:	Gary Clay
Member Chair:	Greg Smith
Mentor Program:	Ray Frase
Newsletter:	Roger Meeker
Photography:	Jack Parmenter
Raffle:	Joy Lobaito
Resale chair:	Ron Black
Video:	Paul Neuburger
Web Site:	Roger Meeker

CONTENTS

Upcoming Events	Page 3
Meeting notes	Page 4
Demonstrator	Page 5
Show & Tell	Page 6
Raffle	Page 10
Summer Vacation	Page 11
An American Tradition	Page 15
Shop Talk	Page 16
Symposium	Page 18

In The News

DAW Receives Award At the National Symposium

The DAW received the following email this week;



"Congratulations! The AAW Membership and Chapters Committee is pleased to inform you that your Detroit Area Woodturners Newsletter submission has been awarded third place.

The Membership and Chapters Committee and the AAW Board of Directors wish to congratulate you on this prestigious award. As the third place winner your chapter has been inducted into AAW's Hall of fame, honored on our website. A plaque will be printed and presented at the AAW Tampa symposium. If you are unable to attend it will be mailed to you after the symposium."

October Meeting

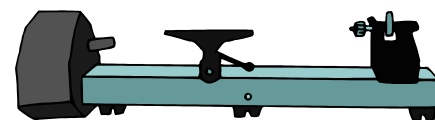
Our October meeting is scheduled for October 20, 2013 at 1:30 PM.

The demonstrator for this



meeting will be **Jim Scarsella**. He will be demonstrating tips and techniques for turning a lidded box.

Please plan to attend!



Tell us what you would like to see this coming season.

Upcoming Events

Upcoming Events

Shelby Twp. Fall Festival

Saturday, Sept. 14, 2013 at 10:00 AM - 6:00 PM
Sunday, Sept. 15, 2013 at 10:00 AM - 5:00 PM

Festival of the Senses

Saturday, Sept. 21, 10:00am-5:00pm
Sunday, Sept. 22, 10:00am-5:00pm

Ohio Valley Woodturner Guild Symposium

October 11-13, 2013
(See Page 18)

DAW October meeting

Sunday, October 20, 2013 at 1:00 PM
Lidded Boxes/Jim Scarcella

DAW November meeting

Sunday, November 17, at 1:30 PM
Birdhouse Ornaments/Alfred Schembri

Nick Cook

Demonstrating for the Bluewater Area Woodturners
November 19, 2013
Contact the Bluewater Area Woodturners directly
for more information

DAW December meeting

Sunday, December 22, at 1:30 PM
Club Challenge/Gift Exchange/Holiday Party

DAW January meeting

Sunday, January 19, at 1:30 PM

Tennessee Association of Woodturners Symposium

January 31, 2014 and February 1, 2014

The President's Corner

Need Your Help!

We need your help for covering these two events;

- Shelby Twp. Fall Festival
- Festival of the Senses

It's very important for our club to participate in the Shelby Township Fall Festival, please do what you can to help man our booth on Saturday and/or Sunday.

See Page 19 for more info

Russ Holmes
President

Congrats to Our Editor

Congratulations to our newsletter editor, Roger Meeker for receiving third-place in the AAW chapter newsletter contest. And thank you to Jack Parmenter for serving as the photographer for the DAW newsletter. And thank you to all of the members who submitted articles and/or in some way contributed to our success.

Russ Holmes
President



Upcoming Events

October the 5, 2013

Sorby Tools Demo

Saturday, October the 5, 2013, from 10:00 am - 3:00 pm we are pleased to present Jeff Faris from Sorby tools in our Canton Woodcraft store! He will demonstrate a number of different techniques including decorative effects using their spiralling and texturing tools as well as sharpening on the pro edge system. This event is free, sponsored by Woodcraft of Canton only.

DAW Meeting, September 8, 2013

Sunday, September 8, 2013



Russ Holmes opens the meeting with a warm welcome to everyone in attendance.

Russ covered several of the issues at hand.

- We are changing the meeting format and will be having the monthly demo first, then do show-and-tell and the raffle. This will provide more time for the demo.
- Starting with the October meeting we will attempt to start our meetings at 1:30 PM. This will allow for a little buffer of time to accomplish everything schedule
- Russ discussed having a October demo and workshop with Mark Gardner. The demo being Friday Oct 11 and the workshops being Saturday & Sunday. He asked for a show of hands for all that would be interested in the demo. Less than 10 people raised their hand. One person spoke up and said a demo on Friday will not work for those that still work. And show of hands for a Saturday demo indicated more participation.
- The Bluewater Area Woodturners are having a Nick Cook demo November 17. Please contact the BAW directly for more information.
- Yearly dues are being raised to \$30. This is to cover club insurance.
- The Heritage Festival is next weekend. The club is looking for volunteers to turn during the festival. Participating in the festival is a requirement of the club for the use of the monthly meeting room.
- The Clinton Township Festival of the Senses is Sept 21st & 22nd. The club is looking for turners to participate in this event.



- Gary discussed continuing his get together's.
- Every month there will be a Presidents Challenge. Everyone that enters will be in a drawing to win a prize. Next month's challenge is Train Whistles.


President's Challenge:

Month	Project
October	Train Wessel
November	Lidded Box
December	Birdhouse Ornament

September 8, 2013 Demonstration by Paul Neuburger

Our demonstration was on tips and techniques for turning a train whistle by Paul Neuburger. The demonstration was packed full of information and was enjoyable to watch. Paul started the demonstration with an explanation of the steps required. He covered the dimensions of the wood required to make the train whistle and the dimensions of the holes that needed to be drilled. Overall, Paul did a great job of explaining how to make a train whistle. There is a handheld/worksheet available on our website; http://detroitareawoodturners.com/yahoo_site_admin/assets/docs/Train_Whistle.25580921.pdf

Thank you all for the well done demonstration.



A video is available at;
<http://youtu.be/cOR3UB47cik>

September 8, 2013 "Show & Tell"



Sam Failla



Phil Stevens



Paul Newburger



Gary Clay

September 8, 2013 "Show & Tell" (cont'd)



Mike Leneway



Matt Harber



Matt Harber



Jack Parmenter

September 8, 2013 "Show & Tell" (cont'd)



September 8, 2013 "Show & Tell" (cont'd)



September 8, 2013 Raffle & Faces in the Crowd



Russ Holmes begins raffle



Alfred Schembri assists Russ Holmes



Russ Holmes and Alfred Schembri



Chris Miller (new member)



Summertime In The News

What has gone on this summer, who is doing what, where are they doing it, and how has it gone for them.

A hit or miss article regarding what a few of the DAW members did during the summer. (As you read try and guess who I'm referencing).

One of our members took it upon himself to host an informal Saturday afternoon session for woodturners, these sessions took place almost every 2 weeks. From what I could see and from what I heard there were always at least 12 different members in attendance. If people weren't too busy with personal chores, they would attend and either turn something or just talk woodturning. In any case, it was a huge success and a lot of fun and for that, we all thank you Gary Clay.




Another one of our members spent some time in the land of Guinness and shamrocks. This woodturner spent 2 days with world renowned Glenn Lucas, in his workshop in Ireland. I guess it never hurts to get a little help from a professional. This must've been one great vacation, I think he must've been looking for inspiration, I'm not sure if it was the geography or the Guinness, but I'm sure he had a good time. If you guessed Jim Scarsella you would be correct.



One of our members and spent the major part of the summer on an island in the southern Mediterranean. He went on a cruise in the Mediterranean in many side trips to Venice and other exotic ports of call. I'm sure he'll tell us that he worked very hard and missed out on woodturning, but I'm beginning to think



otherwise. If you guessed Alfred Schembri, you were correct. Alfred and Pam took a well-deserved vacation back to Malta to visit relatives.



ARROWMONT *school of arts and crafts*

Who went to Arrowmont to become a better woodturner and which professional woodturner did they work with for a week. I'm not sure if I have everyone listed, but here goes nothing;

- David Ellsworth enjoyed the company of our DAW member, Roger LaRose.
- Nick Agar taught and learned from one of our best, Matt Harber.
- Christophe Nancey, a French woodturner had his hands full with training Craig Drozd and Roger Meeker.



Summertime In The News (cont'd)

What has gone on this summer, who is doing what, where are they doing it, and how has it gone for them.

A hit or miss article regarding what a few of the DAW members did during the summer. (As you read try and guess who I'm referencing).

Art & Craft Fairs

LG WoodWares "Handcrafted beauty from wood"

Gary and Lynne Clay take their show on the road through the summer and early fall doing art and craft fairs in the local area. I've seen both of their work and I'm sure they're very successful at selling to the public. Good luck Lynne and Gary!
<http://lgwoodwares.com/>



Bob Daily Design, Lathe-Turned Wood Art

A very elegant display of his artistry.



Bob is a true professional and it shows in the quality of his work and through his presentation of wood art.

<http://bobdailydesign.com/>



Rohr Woodworking with Judy and Steve Rohr. Steve is done a great deal of flat woodworking for years along with spindle work, but is really just beginning to break into the world of bowl, vase, and hollow form

turning. Steve is done a number of shows and is still finding the right venues to present his work.
<http://www.rohrwoodworking.com/>

Bob Daily Design, Lathe-Turned Wood Art

Bob and his wife Nancy go to many art shows in the mid-west. Bob has developed a following clients over the years.



Woodturnings by Roger - Roger Meeker and his wife Cyndee are newcomers to selling at the art fairs. The summer they took on three separate art fairs. The first 2 art fairs, one in May and one in August, had picture-perfect weather. The final art fair was arts and apples in Rochester Michigan. The weather was mixed, both beautiful and a little rain. Overall, the show did fairly well.



<http://woodturningsbyroger.com/>

Summertime In The News (cont'd)

What has gone on this summer, who is doing what, where are they doing it, and how has it gone for them.

A hit or miss article regarding what a few of the DAW members did during the summer. (As you read try and guess who I'm referencing).

TAAE Opening Reception & Awards Presentation


The opening reception and awards presentation for the 53rd Annual Thumb Area Artist Exhibition was held at the Starkweather Arts Center. Forty seven artists have works on display. Craig Drozd with his "Flow" won an honorable mention during the awards presentation.



Craig Drozd is pictured on the left.



Congratulations Craig! The piece called "Flow" is absolutely stunning and everyone in the Detroit Area Woodturner's congratulate you on your fine work and on the recognition that is well deserved.



Does anyone remember the movie "I know what you did last summer"?



The American Association of Woodturners' held their annual symposium in Tampa Florida, June 28 -30. As in past years several of our members attended. This year I know of several DAW members who did attend; Jim Scarsella, Craig Drozd, Chuck Lobaito, and Bella Lobaito.

The symposiums offer a wealth of knowledge to all woodturners. Large number of the world's best woodturners demonstrate their tips and techniques for different areas of woodturning. Other topics that are covered are; how to value your work, how to succeed as a demonstrator, making your work distinctive, surviving in the marketplace, and many many more.

Many of the segments offer information focused to your skill level, some projects are easier and some are much more difficult.

Sorry!

I'm sure that I have missed many of our members summer highlights. The ones mentioned I actually still remembered, please feel free to let me know what you did this past summer.

Benefits of joining the AAW, American Association of Woodturners

- Six issues of American Woodturner annually
- Automatic participation in periodic drawings for prizes
- Access to all past issues of American Woodturner, viewable online through the website Members Area.
- Access to machine-readable American Woodturner issues for those members who are visually impaired and utilize screen-reading software - contact the webmaster if this applies to you.
- Marketing opportunities on our website for artists, collectors, galleries, and museums.
- Group rates for individual and chapter insurance.
- Savings of up to 50% on AAW merchandise, including project books, DVDs, logo apparel, and more.
- Eligibility to apply for AAW Educational Opportunity Grants.
- AAW Forum and member-only access to articles and resources on our website.
- Eligibility to vote in AAW board elections if a member before the end of August in that year.
- Eligibility to apply for membership in the Professional Outreach Program (POP).
- Access to POP Fellowship grants.
- Exhibit opportunities - AAW members may enter work for the annual juried member exhibit featured at the Symposium, the Gallery of Wood Art in St. Paul, and other venues.
- Annual International AAW Woodturning symposium.
- Demonstration opportunities at AAW symposiums.
- AAW "Resource Directory" that contains a complete listing of contact information for members, local chapters, demonstrators, and other woodturning resources. Updated listings are available to members through the AAW website.
- More than 300 AAW local chapters that offer workshops, camaraderie, opportunities to share ideas and techniques, and access to lending libraries, discounts, and volume purchases.

Russ Holmes wants you for breakfast



There is a breakfast get together every Tuesday Morning at 8:00am, held at the **Avenue Restaurant** on Woodward Ave at 13 Mile Rd.

All are welcome.



Uncle Russ want you!

An article written by one of our members granddaughter (Jack Parmenter)

Woodturning-An American Tradition

By Alyson Walters (Jack Parmenter's granddaughter)

For centuries, men have acquired a talent that serves as an important part of cultures everywhere. An art depicted through the history of our ancestors, one that serves a fruitful purpose today; this art that is none other than wood turning. Wood turning, by definition, is: a form of woodworking used to create wooden objects on a lathe. Or, in a specific definition that truly speaks the culture: the art or process of fashioning wooden pieces or blocks into various forms and shapes by means of a lathe.

Wood turning is an art and hobby. Many things can be carved out of all kinds of woods with the lathe, a wood working instrument that can allow one to carve any kind of item. Baseball bats are a fun project. This project was done by Shae Walters. Shae is a twelve year old going to eighth grade in the fall. He made his bat with his grandfather (Jack Parmenter), which was a good way for the two to bond and create some memories. Shae's bat is not his only project he has created on the lathe. Gavin, his younger brother, has made rings, and both have made homemade pens, a project fun and profitable.

Woodturning is a craft that defines an American culture because it was the earliest craft and job. It wasn't however the invention of Americans. Traces of this ancient art were depicted in Egyptian hieroglyphics. The carvings don't show the traditional lathe used today, but a wood tool instrument that leads to the conclusion that this was the first wooden lathe. The lathe is a cherished tool that helped make weapons, jewelry, decoration, and other things like bowls and vases, things that have improved the lives of many in America.

Woodturning has always been a process involving patience and effort, which can make all the difference. All positive thoughts lead to positive things right? What you put it in is what you will get out. That's why all woodturning projects are quality, because it's created by someone who cares about their work. And we wouldn't want it any other way.

Shop Talk (DAW Member Featured)

WOODTURNER'S RESOURCE

July 2013 FEATURED MEMBER

**Dennis Nagle**

I think in my case "featured nooby" would be a better title than "featured turner". In November of last year, (6 months ago) I found a guy that could turn the front two legs for an artistic audio rack I was building (picture below) and when we were talking about what I wanted, I very casually and somewhat kiddingly asked if I could turn them. His face lit up and he said "well, heck yeah!". It turned out that Ray Frase is a AAW and DAW mentor. Ray is great guy and is so positive and motivating to work with. He made me feel I could do anything.

Thank you so much Ray for all you've done....You don't know how much I appreciate it!!! I had so much fun working on Ray's big old Oneway, I just had to get a lathe of my own. I started out with a Ridgid tube lathe and a 12" Craftsman band saw. That was December. I've been a metal sculpture for years and my garage was set up to cut and weld metal. Other than a bench grinder and drill press, those were the only wood working tools I owned.

The little Ridgid tube lathe was a lot of fun, but I was intrigued by turning larger pieces and the Ridgid didn't have the swing for that. In my travels, I stumbled on a 1959 Oliver 20-D that was in great shape for 1/3 the price of a new Powermatic 3520B. I found it on a Monday and drove 300 miles the next day and had it in the garage that night. It weighs 4008lbs, has a 30" inboard swing and 84" outboard swing. It can turn 76" C-T-C. With the special bed extension Oliver made two of, it can turn 64' (yes feet!) It is a 3 hp and 3 phase. It has a 4 pulley flat belt drive and a Lima 4 speed transmission: so 16 speeds in total.

While I was picking the lathe up just outside of Cleveland, I noticed an industrial buffer stuck in the corner and they through that in for free. After a week or so, I started looking around my shop and decided to turn it into a real wood shop so the hunt was on!!! It is not that I don't like new stuff, I just really like old stuff so I started looking for old wood working tools. I found a 1948 26" Crescent band saw in a barn up in the farm country so that is now in the process of being refurbished. A friend of mine gave me a mid 60s Boise-Crane Oscillating Spindle sander from his factory. When I sold the Ridgid lathe, I took in a mid 50s Beaver 8" jointer in partial trade. That same day I happened upon a CL add for a Grizzly 2 hp dust collector for a 1/5 of its original price....I was all over that!!! Included the deal was all his fittings and just over 100 feet of 4" pvc. I ended up taking the motor and blower off the stand and mounted it on the wall above a plastic 55 gallon

Shop Talk (DAW Member Featured)

WOODTURNER'S RESOURCE

July 2013 FEATURED MEMBER



Dennis Nagle

drum with a cyclone head on it. I plumed the shop (it's a shop now, not a garage) with 4" pvc to every station. The dust and chips first go to the cyclone and the chips fall in the drum. The dust continues on and is blown outside. I read a number of papers and OSHA reports about how bag type dust collector allow the very small and very harmful dust to pass through them and back into the shop and that is why I exhaust through the wall.

I've learned that if a person is serious about turning they have to be equally serious about sharpening. I picked up the slow speed grinder and Wolverine combo from Woodcraft and just the other day I received the Robo Rest from Reed Gray (which by the way was worth more than every penny) I would like to pick up CBN wheels, but I can't see replacing perfectly good white grinding wheels until they need it. I think I picked that attitude from my Grandmother: she lived through WWI, the depression, and WWII. Her favorite saying was; Use it up, wear it out, make it do, or do without.

As far as what I like to turn, I've enjoyed all of it. When I started turning in my own shop, the first thing I did was smash all the handles off the set of Delta tools I got with the Ridgid and turned new handles for them. I turned a pen for my wife, a small snack bowl for myself, and the two legs I mentioned earlier. Those are all the "finished" pieces I have. Everything else is roughed turned and sitting in shavings.....Probably around 100 pieces. I try to add a handle full of rough pieces to the stock every week and am now experimenting with micro wave drying to speed the process up a bit.

My steel days have come in handy too. I have about a days work left to complete a captured hollowing system. I looked at all of them and pick out all the good stuff and designed my own. With an anvil, torch, and hammers, I am able to make my own curved tools as well. If I need a small one for a small hollow forum, I just make it. I also have handfuls of HSS tips from working on a metal lathe.

Thanks to all of you who have shared your knowledge and support. I don't think I would be as comfortable as I am on the lathe without good folks like you to bounce ideas off of and ask really stupid questions and get really good answers without snickers.



The Ohio Valley Woodturners Guild announces its 8th Biennial Symposium. October 11-13, 2013

- 6 featured turners
- Many additional guest turners
- Instant Gallery
- Trade Show
- Evening entertainment
- Saturday banquet and auction

Location

The symposium will again be held at The Higher Ground Conference & Retreat Center, West Harrison, Indiana. Higher Ground is located just off I-74 at the Ohio/Indiana border, about 30 minutes from Cincinnati.

Note that Higher Ground is in the Eastern time zone, and will be on Daylight Savings Time.

Special Events and Highlights

**Banquet:
Youth Turning Program:**

Bring your teen and get them a free turning lesson on Friday night. They are also free to attend other demonstrations.

Registration now open:

For more information or to register for the OVWG 8th Biennial Symposium please visit the OVWG website www.ovwg.org.

Auction:

After the Saturday night banquet, an auction will be held, featuring donated turned items, tools, and other goodies.

Instant Gallery:

Each attendee is encouraged to bring up to 3 pieces for the Instant Gallery. Pieces can be marked for sale or only for show.

Demonstration topics include:

- Surface treatment and texturing
- Bowls
- Hollowing
- Boxes
- Tool sharpening
- Tool making
- Spindle turning
- Carving
- Segmenting
- Multi-axis turning

Watch the demonstrators page (coming soon) for updates on the names of demonstrators. Watch the rotations page (coming soon) for updates on the topics to be demonstrated.

Vendors:

A vendor area will be set up where you can peruse and purchase lathes, turning tools, woods, and other gadgets. Watch for the vendors page for updates to the list of vendors.

- Best Wood Tools
- Big Monk Lumber
- Craft Supplies
- Cynthia & Michael Gibson
- David Nittmann
- Geiger Solutions
- Hardwood Lumber & More
- Jason Swanson
- John Jordan Woodturning
- Lyle Jamieson
- Oneway Mfg.
- Robust Tools, LLC
- Rockler's Woodworking
- SB Woodturning
- Thompson Lathe Tools
- Vince's Wood n Wonders
- VM Woodworking
- Woody McSander

Help Needed

The club has reserved a booth for a wood turning demonstration at **The Festival of the Senses** in Clinton Township, September 20th and 21st.

WE NEED VOLUNTEERS!!!!, to man the booth. We would like at least three people per time slot. There will be two lathes there and we need turners and people to just talk to people. We will be turning small things like tops, boxes and bowls and giving them away to the crowd.

This is a large event and there will be lots of kids there. We never fail to get at least a big smile from whomever we give them to and it's a lot of fun! This is a huge event, with lots going on, last year around 15,000 people attended and I personally sold \$1,000 a day in mine and Lynne's wares.

As a plus, while volunteering at the club booth, you will be able to have items for sale in the booth. If you've never tried selling your projects, this is a great way to get started and finding out how interesting it is to offer your craft for sale!

The volunteer slots are Saturday from 9 to 1 and 1 to 5 and Sunday from 10 to 2 and 2 to 6.

To volunteer or for more info write me at garyc@wowway.com

For more info on the festival itself go to: www.ctfestivalofthesenses.com

We would appreciate your help!

Help Needed

Every year the DAW participates in the **Shelby Township Fall Festival** by providing a booth for a wood turning demonstration, located at the Shadbush Nature Center.

As in past years, we need volunteers to man our booth and to demonstrate wood turning. It's a lot of fun to interact with the people at the festival and it helps promote our club and wood turning.

Saturday, Sept. 14, 2013 at 10:00 AM - 6:00 PM

The volunteer slots are Saturday from 9 to 1:30 and 1:30 to 6

Sunday, Sept. 15, 2013 at 10:00 AM - 5:00 PM

The volunteer slots are Sunday from 10 to 1:30 and 1:30 to 6.

To volunteer or for more info write Chuck Lobaito at log2lumber@gmail.com or call 248-888-9273

We appreciate your help!

Links - Suppliers



Hartville Tool

<http://www.hartvilletool.com>

800-345-2396

Woodturning Supplies

Craft Supply

<http://www.woodturnerscatalog.com>

800-551-8876

Woodturning Supplies

Packard

<http://www.packardwoodworks.com>

800-683-8876

Woodturning Supplies



Klingspor

<http://www.woodworkingshop.com>

800-228-0000

Abrasives and woodturning supplies

2Sand.com

<http://www.2Sand.com>

877-644-7445

Sanding Supplies



Choice Woods

New

<http://www.choice-woods.com>

888-895-7779 or 502-637-1190

Wood, Turning Stock, supplies



Landfill Lumber

www.landfilllumber.com

586-563-0441

Victor Lewandowski - Wood, Turning Stock

Richard Lauwers

810-724-2263

Kiln dried oak and maple



Rockler

<http://www.rockler.com>

800-279-4441

Woodworking and Hardware

Woodcraft

<http://www.woodcraft.com>

800-225-1153

Woodworking and Hardware

The Sanding Glove

<http://www.thesandingglove.com>

800-995-9328

Sanding Supplies

Log 2 Lumber - Chuck Lobaito

www.log2lumber.com

248-535-5035

log2lumber@gmail.com

Portable Saw Mill



When ordering be sure to inform the store of your Detroit Area Woodturners membership
(Discounts may apply - usually 10% or Club Credit)

Links - Woodturning Information

AAW - National Organization

[American Association of Woodturners](http://www.americanassociationofwoodturners.com)

Detroit Area Woodturners (Shelby Twp, MI)

Web Site: <http://www.detroitareawoodturners.com/>

Grand River Woodturners Guild (Grand Rapids, MI)

Web Site: <http://www.grandriverwoodturners.org>

Arrowmont School of Arts and Crafts

Web Site: <http://www.arrowmont.org/>

John C. Campbell Folk School

Web Site: <http://www.folkschool.org>

Al Stirt: Woodturner, Artist and Teacher

Web Site: <http://www.alstirt.com>

Michigan Association of Woodturners (Holly, MI)

Web Site: <http://www.michiganwoodturner.org>

Blue Water Area Woodturners (Richmond, MI)

Web Site: <http://www.bluewaterareawoodturner.org>

Ohio Valley Woodturners Guild (Cincinnati, OH)

Web Site: <http://www.ovwg.org>

Marc Adams School of Woodworking

Web Site: <http://www.marcadams.com/>

Woodcraft of Sterling Heights (586) 268-1919

Web Site: <http://www.woodcraft.com>

John Jordan Woodturner

Web Site: <http://www.johnjordanwoodturning.com>

Need Your Help

From the Editor

Articles are due at the monthly meeting (for example submit at or before the October meeting for the October Newsletter) and should be submitted to Roger Meeker at rmeeker26@gmail.com .

Member Projects

If you have a woodturning project that you would like to showcase to our club members, you can send me detailed information about your project with pictures.

Articles on New Woodturning Techniques and Tools

If you come across an article, wish to write an article on a new wood turning technique, care to write a review or want to forward on a review of a new wood turning tool, please feel free to do so. Any photos will be helpful.

Shop Talk

Everyone has a different way of doing things in their shop and everyone's shop is different in many ways; whether it's size, location, or physical layout you are probably doing something that would be helpful for others to see.

Members Questions & Answers

Members are asked to submit woodturning, finishing and tool questions to our resident experts to answer. There are no dumb questions; someone else in the club may have had the same questions.

Classified Ads

Ads for woodturning and woodworking related items are free to members. Send detailed information with pictures.

Wood to Turn

Do you have wood, need wood or know about wood that is available for turning? Let me know and I'll pass it along

From the Editor, Again

Let's make this newsletter something interesting, if you send it, we'll publish it.

Footnote

If possible, please send a digital file (I don't type very well). Thank you!