

# Shavings

January 2014

## Bird House Ornaments

Members try their hand at following Alfred's demonstration instructions from the November meeting.

## January's Meeting Notes

## Show & Tell Images

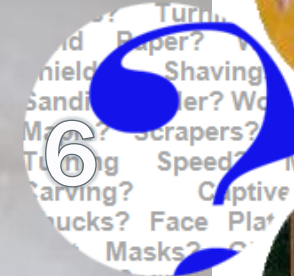
## Wood of the Month

45 / 45 / 45

A BACK TO BASICS turning demonstration  
With Ray Frase

## Newsletter Contents

- 2 Chapter Information
- 2 Board & Committee Members
- 3 Meeting Location
- 4 Presidents Corner
- 4 Upcoming Events
- 5 AI Stirt Details
- 6 Club Q & A
- 7 Meeting Notes
- 8 Meet the Committee Members
- 9 Meeting Demonstration
- 10 Presidents Challenge
- 12 Show & Tell
- 18 Faces in the Crowd
- 19 Wood of the Month
- 21 Links
- 22 From the Editor
- 23 AI Stirt Registration Form



## Members

### Board Members:

President: .....Phil Stevens  
1st VP: .....Roger Meeker  
2nd VP: .....Dennis Montville  
Secretary: .....Roger La Rose  
Treasurer: .....Chuck Lobaito

### Committee Members:

Asset Manager: .....Alfred Schembri  
Librarian: .....Terry Williams  
Member Chair: .....Jim Scarsella  
Mentor Program: .....Ray Frase  
Newsletter Editor: .....Craig Drozd  
Photography: .....Jack Parmenter & Roger Meeker  
Door Prizes: .....Joy & Bella Lobaito  
Resale Chair: .....Ron Black  
Video: .....Paul Neuburger  
Web Site: .....Roger Meeker

## Chapter Information

The **Detroit Area Woodturners** (DAW) is a local chapter of the **American Association of Woodturners** (AAW). The AAW is an international, not-for-profit organization dedicated to the advancement of the woodturning craft. Our mission is to provide information, education, a meeting place, and an effective organization or all who are interested in turning wood.



The DAW web site can be found at:  
<http://detroitareawoodturners.com>



The AAW web site can be found at:  
<http://www.woodturner.org>

## Membership

Yearly chapter dues are \$30 per individual or \$35 a family. Membership is for the calendar year. These dues help the club provide tools for our monthly demonstrations, bring in outside demonstrators, have a yearly picnic and other club related activities.

Renewal forms are mailed to current members in November of each year.

New members can obtain a membership form from the website under the CHAPTER INFO tab.

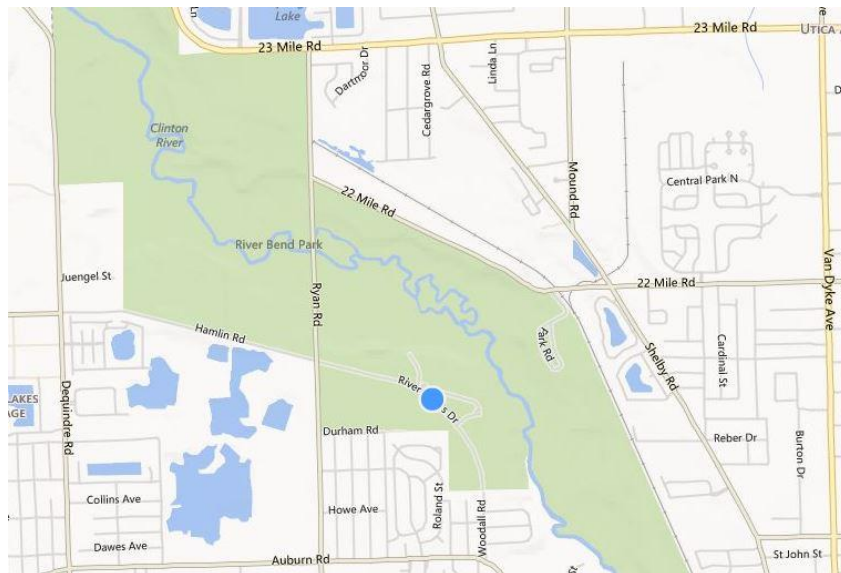
[Member Registration Form](#)

## Meeting Location

Our Meetings are on the third Sunday of the month (September through June) starting at 1:30 pm and ending by 4:00 pm. We meet at the Shadbrush Nature Center located in Shelby Township, Michigan, approximately 2 miles north of M-59 and 10½ miles east of I-75. The meeting is in a large log cabin located just inside the park entrance to the left (North).



## Our next meeting is February 16th 2014



Address: 4101 River Bends Drive, Shelby Twp, MI  
Phone: 586-323-2478

## Library

The library is available for all current club members. We have many books, magazines and DVDs available to check-out. A list of materials is available on the DAW website.

### Library

Please help us maintain the library by returning checked out items promptly. The library is maintained by Terry Williams. Terry is always willing to take requests for new material.

## Mentoring

Our chapter sponsors a mentoring program, designed to help new (or rusty) turners familiarize themselves with tools and lathes, practice turning, increase their skills, learn shop and time-saving tips, and much more. This well-received program has proven to be an invaluable means of imparting skills and concepts. If you're interested in the program contact:

Ray Frase 248-520-6112

## Presidents Corner



The new roster of Officers would like to thank you all for your support. We all volunteer our time to the DAW because we enjoy working with a group of "like minded individuals." (The like mindedness being that we all like to watch things go round and round and round and...) The Officers and other Member of the Board need your assistance to keep the club moving forward and to make the meetings an enjoyable experience for everyone. As we add "features" to our club, more time is required of our Board Members. Please consider where you may be able to help out by volunteering some of your time or resources so the club will continue to grow and offer new experiences for all of us.

## Metamorph

During the December meeting Dennis Montville made a wonderful segmented turning for the Annual Club Turning Challenge. He named the piece "Metamorph". He has subsequently created a video showing the construction process he used to make it.

<http://www.youtube.com/watch?v=bGwpclyyuyyc>



## Upcoming Events

### Tennessee Association of Woodturners Symposium

January 31, 2014 and February 1, 2014  
<http://tnwoodturners.org/symposium/>  
Several DAW members are planning on making the trip to Nashville for this symposium

### DAW February meeting

Sunday February 16, 2014 at 1:30 PM  
Jerry Bufalini Demonstrating Off Center Turning

### DAW March meeting

Sunday March 16, 2014 at 1:30 PM  
Roger La Rose Demonstrating Bowl from a board

### Al Stirt Demonstration

Demonstrating for the Detroit Area Woodturners  
April 5,6, & 7, 2014  
<http://alstirt.com>

### Utah Woodturning Symposium

May 15-17, 2014  
<http://www.utahwoodturning.com>

### AAW's 28th International Symposium in Phoenix AZ

June 13-15, 2014  
<http://woodturner.org/sym/sym2014/>

### Turn On! Chicago Symposium

August 15-17, 2014  
<http://www.turnonchicago.com>

### Turning Open House @ Rays

Because of the snow we have gotten, the February Open House has been cancelled. Ray will start these up again once Mother Nature gives us a break and we have parking space on Ray's street again.

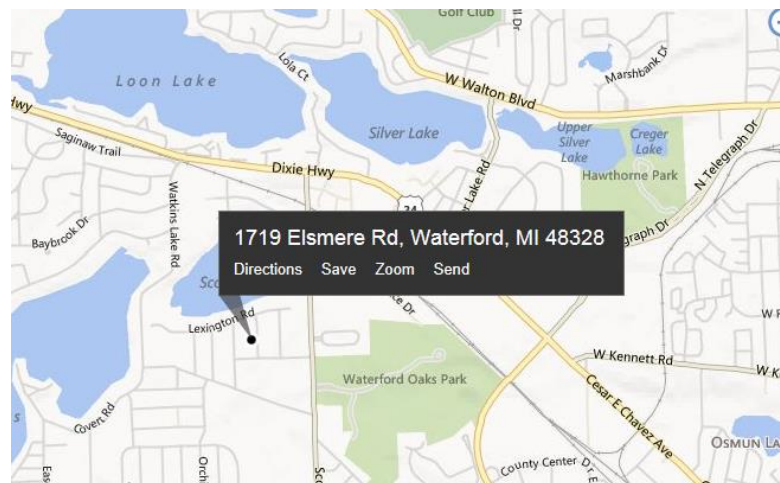
## Al Stirt Demonstration

This April the DAW will be welcoming Al Stirt to the club for a one day demonstration and two hands-on classes. The one day demonstration will be held on Saturday April 5th. The two classes will be the following two days (Sunday & Monday). The Sunday class will be reserved first for working DAW members while the Monday class will be for the retired members. There are eight slots available for each class. If more than 16 DAW members want to attend the classes we will have a drawing to select the sixteen. If you want to attend the class it is also highly suggested you attend the Saturday demonstration. Many of the things covered in the demonstration will be put to practice in the class.

The demonstration costs and registration form are at the end of this newsletter and on the DAW website. Until April, check out Al's web site to see the great work he does. [Alstirt.com](http://Alstirt.com)



The Saturday demonstration will be held at our regular monthly meeting location at Shadbush. The classes will be held at Ray's shop.



## Club Q & A

I ask the question and you provide the answers.

Each month I'll ask a question here and give everyone an opportunity to respond. In the following newsletter I'll provide a summary of your answers.

My favorite chuck is the Vicmarc VM120. This is always the first one I grab unless the project I'm working on will not fit in its jaws. With the standard dovetail jaw set I can use it for most of the tasks I need.

### What is your "GO-TO" chuck?

Send your responses to [craig.drozd@outlook.com](mailto:craig.drozd@outlook.com), please put 'Club Q and A' in the subject line to help me filter them.

Lathes? Turnings? Gouges?  
Sand Paper? Vises? Face  
Shield? Shaving? Banjo?  
Sandpaper? Wood Turning?  
Maple? Scrapers? Rest?  
Turning Speed? Mentoring?  
Carving? Captive Bars?  
Chucks? Face Plates? Clubs?  
Dust Masks? Glue? Cherry?  
Pens? Segments? Ornaments?  
Galleries? Art Shows?  
Sharpening? Live Center?

## Arrowmont Class



A group of DAW members are scheduled to attend a June 1st through June 7th class with instructor Avelino Samuel.

If you have never been to Arrowmont, it is a great learning experience and a fun time turning with a group. If you're interested in attending, contact Arrowmont before the class fills up. [www.arrowmont.org](http://www.arrowmont.org)

The class description is:

In this workshop, students will learn how to select material suitable for carving, and how to hollow the vessel to the required wall thickness for carving. Students will learn factors to consider when deciding the number and width of segments for a vessel. In addition, they will learn how to carve, shape and sand the segments. Other topics include texturing, finishing and the making of feet, collars and finials.



## Sunday January 19, 2014 Meeting Notes



President Phil Stevens opens the club meeting of 2014

- Phil started the meeting with the Presidents Challenge drawing for the \$10 gift certificate.
- New member / guest introduction; we have three new members today. Welcome Bob, Ken and Dale.
- Phil reviewed the roles and responsibilities of the five elected board members; President, 1st Vice President, 2nd Vice President, Treasurer and Secretary.
- Phil then reviewed the roles and responsibilities of the non-elected chair people; Membership Chair, Mentor Program Chair, Newsletter Editor, Website Administrator, Asset Manager, Audio/Video Chair, Resale Chair, Door Prize Chair, Librarian, Photographer, Coffee Chair. It takes a lot of people to run a successful club. Thanks to everyone for all their hard work and contributions.
- Help Wanted: We need additional help at the monthly meeting. We are looking for help with:
  - Equipment Take Down (3 People)
  - Equipment Setup (3 People)
  - A/V Takedown (1 Person)
  - A/V Setup (1 Person)
  - Chair Storage (2 People)
  - General Room Cleanup (1 Person)
- The club is looking for volunteers to fill backup roles for Resale, Door Prize, Library and Coffee.
- Phil discussed the club scholarship program. In the past there has been two scholarship categories; General – Class Tuition and AAW Symposium attendance fee. This year we are adding a third to cover group activity costs such as group travel assistance to a class or symposium. Applications need to be submitted to the club prior to the completion of the February meeting.
- The February demonstration will be Jerry Bufalini turning an off center project. The March demonstration will be Roger La Rose making a bowl from a board.
- We are still looking for April and May demonstrators
- Phil discussed the AI Stirt demonstration this April. We will try to fill the two day labs with DAW members before we open them to non-club members.
- Phil reviewed the club budget



# Shavings

January 2014

## Meet the 2014 Committee Members



Member Chair: Jim Scarsella



Mentor: Ray Frase




Newsletter: Craig Drozd



Audio/Visual: Paul Neuburger



Asset Manager: Alfred Schembri



Resale: Ron Black



Librarian: Terry Williams



Photography: Jack Parmenter



Coffee: Rick Breen



Web: Roger Meeker

## Demonstration by Ray Frase



Rays demonstration was on basic bowl turning using his 45/45/45 process. This consists of

- Holding the tool at a 45 degree
- Stand at 45 degrees to the lathe
- Angle the cutting edge of the tool to 45 degrees to find the cutting 'sweet spot'

Always use your body for control and not your arms. You will have a much better and smoother control by shifting your body with the cut.

There are two basic cuts in turning, the push and pull cut. Ray always teaches the Push cut first because it is the easiest. Once you learn these two cuts you will find that all other cuts are a variant of these. Ray demonstrated both cuts.

For bowls, Ray's process is to rough turn the outside, turn and finish the inside then complete the outside.

When doing your finish cuts focus on the high spots. Take care of the high spots and the low spots will take care of themselves.

Ray always slopes the edge of the bowl towards the outside. This helps to visually show off the edge to the viewer.

Ray uses scrapers but he likes to use a gouge for the final cut. Scrapers will lay the grain fibers over as it cuts and that can cause a problem with the final finish. It's better to cut the fibers with a gouge.



Rays discussed lathe height. He thinks the correct height is the one that is the most comfortable for you. For some people this is above elbow height and lower for others.



A video link to Ray's demonstration is at:

<http://youtu.be/-wTTnVnt63w>

# Shavings

January 2014

## Presidents Challenge

Every month there will be a Presidents Challenge. Everyone that enters will be in a drawing to win a prize for that month. Ideally, the challenge project will be something relating to the prior month's demonstration.

Month	Project
January	Birdhouse Ornament
February	Bowl
March	Triangle (Off Center) Turning

## Birdhouse Ornament



## Presidents Challenge (Continued)



Next month's challenge will be a basic bowl using the techniques taught at the January demonstration by Ray Frase. This means just a basic bowl with no embellishments (no paint, no pyrography, no carving, etc)

This month's winner of the Presidents Challenge gift certificate drawing is:

**Richard Lauwers**

# Shavings

January 2014

## Show & Tell



Sam Failla



Dennis Montville



Dennis Montville

# Shavings

January 2014

## Show & Tell (Continued)



Alfred Schembri



Alfred Schembri



Jack Parmenter

# Shavings

January 2014

## Show & Tell (Continued)



Jack Parmenter



Victor Lewandowski



Chris Miller



Chris Miller



Ken Kiernicki

# Shavings

January 2014

## Show & Tell (Continued)



Shae Walters



Jack Parmenter and Shae Walters



Terry Williams



Joe Zalac



# Shavings

January 2014

## Show & Tell (Continued)



Craig Drozd



Roger Meeker



Richard Lauwers



Paul Neuburger



# Shavings

January 2014

## Show & Tell (Continued)



# Shavings

January 2014

## Faces in the Crowd



## Wood of the Month – American Sycamore



**Common Name(s):** Sycamore, American Plane  
**Scientific Name:** *Platanus occidentalis*  
**Distribution:** Eastern United States  
**Tree Size:** 120 ft (37 m) tall, 3 ft (1 m) trunk diameter  
**Average Dried Weight:** 37 lbs/ft<sup>3</sup> (600 kg/m<sup>3</sup>)  
**Specific Gravity (Basic, 12% MC):** .46, .60  
**Janka Hardness:** 770 lbf (3,430 N)  
**Modulus of Rupture:** 10,000 lbf/in<sup>2</sup> (69.0 MPa)  
**Elastic Modulus:** 1,420,000 lbf/in<sup>2</sup> (9.79 GPa)  
**Crushing Strength:** 5,380 lbf/in<sup>2</sup> (37.1 MPa)  
**Shrinkage: Radial:** 5.0%, **Tangential:** 8.4%, **Volumetric:** 14.1%, **T/R Ratio:** 1.7

**Color/Appearance:** Similar to maple, the wood of Sycamore trees is predominantly comprised of the sapwood, with some darker heartwood streaks also found in most boards. (Though it is not uncommon to also see entire boards of heartwood too.) The sapwood is white to light tan, while the heartwood is a darker reddish brown. Sycamore also has very distinct ray flecks present on quartersawn surfaces—giving it a freckled appearance—and it is sometimes even called “Lacewood,” though it bears little botanical relation to the tropical species of Lacewood.

**Grain/Texture:** Sycamore has a fine and even texture that is very similar to maple. The grain is interlocked.

**Endgrain:** Diffuse-porous; small pores gradually becoming less frequent from earlywood to latewood; solitary and in multiples and clusters; tyloses occasionally present; growth rings distinct due to lighter color of latewood and decreased pore frequency; rays easily visible without lens, noded; parenchyma rare or absent.

**Rot Resistance:** Sycamore is rated as non-durable to perishable regarding decay resistance, and is susceptible to insect attack.

**Workability:** Overall, Sycamore works easily with both hand and machine tools, though the interlocked grain can be troublesome in surfacing and machining operations at times. Sycamore turns, glues, and finishes well. Responds poorly to steam bending.

**Odor:** No characteristic odor.

**Allergies/Toxicity:** There has been no adverse health effects associated with Sycamore. See the articles Wood Allergies and Toxicity and Wood Dust Safety for more information.

**Pricing/Availability:** Usually moderately priced, though Sycamore is commonly sold as quartersawn boards, which can increase the cost.

**Sustainability:** This wood species is not listed in the CITES Appendices or on the IUCN Red List of Threatened Species.

**Common Uses:** Veneer, plywood, interior trim, pallets/crates, flooring, furniture, particleboard, paper (pulpwood), tool handles, and other turned objects.

**Comments:** Not to be confused with European Sycamore—which is actually just a species of maple (*Acer pseudoplatanus*)—Sycamore is sometimes referred to as “American Plane” in Europe.

**Related Species:** London Plane (*Platanus x hybrida*)

### Pictures

Quarter sawn



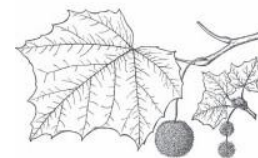
Flat sawn



End grain



Foliage



---

## Benefits of joining the American Association of Woodturners (AAW)

- Six issues of American Woodturner annually
- Automatic participation in periodic drawings for prizes
- Access to all past issues of American Woodturner, viewable online through the website Members Area.
- Access to machine-readable American Woodturner issues for those members who are visually impaired and utilize screen-reading software - contact the webmaster if this applies to you.
- Marketing opportunities on our website for artists, collectors, galleries, and museums.
- Group rates for individual and chapter insurance.
- Savings of up to 50% on AAW merchandise, including project books, DVDs, logo apparel, and more.
- Eligibility to apply for AAW Educational Opportunity Grants.
- AAW Forum and member-only access to articles and resources on our website.
- Eligibility to vote in AAW board elections if a member before the end of August in that year.
- Eligibility to apply for membership in the Professional Outreach Program (POP).
- Access to POP Fellowship grants.
- Exhibit opportunities - AAW members may enter work for the annual juried member exhibit featured at the Symposium, the Gallery of Wood Art in St. Paul, and other venues.
- Annual International AAW Woodturning symposium.
- Demonstration opportunities at AAW symposiums.
- AAW "Resource Directory" that contains a complete listing of contact information for members, local chapters, demonstrators, and other woodturning resources. Updated listings are available to members through the AAW website.
- More than 300 AAW local chapters that offer workshops, camaraderie, opportunities to share ideas and techniques, and access to lending libraries, discounts, and volume purchases.

---

## Russ Holmes wants you for breakfast



There is a breakfast get together every Tuesday Morning at 8:00am, held at the **Avenue Restaurant** on Woodward Ave at 13 Mile Rd.

All are welcome.

## Links for Suppliers

★ When ordering from a star supplier, be sure to inform them of your Detroit Area Woodturners membership Discounts may apply – usually 10% or Club Credit)

Hartville Tool

<http://www.hartvilletool.com>

800-345-2396

Woodturning Supplies



Craft Supply

<http://www.woodturnercatalog.com>

800-551-8876

Woodturning Supplies

Packard

<http://www.packardwoodworks.com>

800-683-8876

Woodturning Supplies

Klingspor

<http://www.woodworkingshop.com>

800-228-0000

Abrasives and woodturning supplies

2Sand.com

<http://www.2Sand.com>

877-644-7445

Sanding Supplies

Choice Woods

<http://www.choice-woods.com>

888-895-7779 or 502-637-1190

Wood, turning stock & supplies

Landfill Lumber

<http://landfilllumber.com/>

586-563-0441

Victor Lewandowski -Woodturning Stock



Richard Lauwers

810-724-2263

Kiln dried oak and maple

Rockler

29918 Woodward Ave, Royal Oak, MI 48073

248-543-5110

DAW Discount only at this location



Woodcraft

<http://www.woodcraft.com>

800-225-1153

Woodworking and hardware

The Sanding Glove

<http://www.thesandingglove.com>

800-995-9328

Sanding Supplies

Log 2 Lumber

<http://log2lumber.com>

248-535-5035

Chuck Lobaito – Portable saw mill

## Links for Clubs and Turners

**AAW - National Organization**

Web Site: <http://www.woodturner.org/>

**Michigan Association of Woodturners ( Holly, MI )**

Web Site: <http://www.michiganwoodturner.org>

**Detroit Area Woodturners ( Shelby Twp, MI )**

Web Site: <http://www.detroitareawoodturners.com/>

**Blue Water Area Woodturners ( Richmond, MI )**

Web Site: <http://www.bluewaterareawoodturners.org>

**Grand River Woodturners Guild ( Grand Rapids, MI )**

Web Site: <http://www.grandriverwoodturners.org>

**Ohio Valley Woodturners Guild ( Cincinnati, OH )**

Web Site: <http://www.ovwg.org>

**Arrowmont School of Arts and Crafts**

Web Site: <http://www.arrowmont.org/>

**Marc Adams School of Woodworking**

Web Site: <http://www.marcadams.com/>

**John C. Campbell Folk School**

Web Site: <http://www.folkschool.org>

**Woodcraft of Sterling Heights (586) 268-1919**

Web Site: <http://www.woodcraft.com>

**Al Stirt: Woodturner, Artist and Teacher**

Web Site: <http://www.alstirt.com>

**Rockler**

Web Site: <http://www.rockler.com>

## We Need Your Help

### **From the Editor**

Articles are due at the monthly meeting (for example, submit at or before the February meeting for the February Newsletter) and should be submitted to Craig Drozd at [Craig.Drozd@outlook.com](mailto:Craig.Drozd@outlook.com).

### **Member Projects**

If you have a woodturning project that you would like to showcase to our club members, you can send me detailed information about your project with pictures.

### **Articles on New Woodturning Techniques and Tools**

If you come across an article, wish to write an article on a new wood turning technique, care to write a review or want to forward on a review of a new wood turning tool, please feel free to do so. Any photos will be helpful.

### **Shop Talk**

Everyone has a different way of doing things in their shop and everyone's shop is different in many ways; whether it's size, location, or physical layout you are probably doing something that would be helpful for others to see.

### **Members Questions & Answers**

Members are asked to submit woodturning, finishing and tool questions to our resident experts to answer. There are no dumb questions; someone else in the club may have had the same questions.

### **Classified Ads**

Ads for woodturning and woodworking related items are free to members. Send detailed information with pictures.

### **Wood to Turn**

Do you have wood, need wood or know about wood that is available for turning? Let me know and I'll pass it along.

### **From the Editor, Again**

Let's make this newsletter something interesting, if you send it, we'll publish it.

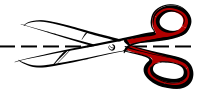
### **Footnote**

If possible, please send a digital file (I don't type very well). Thank you!

# AI Stirt Sign Up Form

- Saturday, April 5, 2014 ----- \$35  
One-day event, presentation/demonstration  
The Shadbush Nature Center  
Includes lunch
- Sunday, April 6, 2014 \* ----- \$125  
One-day hands-on workshop  
Ray Frase's studio in Waterford  
Includes lunch
- Monday, April 7, 2014 \* ----- \$125  
One-day hands-on workshop  
Ray Frase's studio in Waterford  
Includes lunch

\* Restriction of 8 woodturners per day (DAW Members turning in their Forms at or before the February 16<sup>th</sup> Meeting will be entered into a drawing, if necessary). After the February meeting, Forms will be accepted from members and non-members on a first come first serve basis for any opened slots.



## AI Stirt Sign Up Form

Name: \_\_\_\_\_

Phone number: \_\_\_\_\_

Email: \_\_\_\_\_

- Saturday, April 5, 2014    **\$35**
- Sunday, April 6, 2014    **\$125 - Please Provide a separate check for the hands on session**
- Monday, April 7, 2014    **\$125 – Please indicate if you have a preferred hands on date**

**Total:**                    \$ \_\_\_\_\_

Check:     Cash:

***This form must be returned by the February Meeting for drawing (if necessary)  
796 Rock Spring Road  
Bloomfield Hills, MI 48304***