

# Shavings

May/June 2014



Providing an environment that fosters the art and craft of woodturning

A publication of the Detroit Area Woodturners

**Newsletter Contents**



- 2 Chapter Information**
- 2 Board & Committee Members**
- 3 Meeting Location**
- 3 Upcoming Events**
- 3 Library**
- 4 Presidents Corner**
- 6 Meeting Notes**
- 7 Meeting Demonstration**
- 8 Show & Tell**
- 14 June Turn-A-Thon**
- 18 Arrowmont**
- 20 Wood of the Month**
- 22 Links**



## Members

### Board Members:

President: .....Phil Stevens  
 1st VP: .....Roger Meeker  
 2nd VP: .....Dennis Montville  
 Secretary: .....Roger La Rose  
 Treasurer: .....Chuck Lobaito

### Committee Members:

Asset Manager: .....Alfred Schembri  
 Librarian: .....Terry Williams  
 Member Chair: .....Jim Scarsella  
 Mentor Program: .....Ray Frase  
 Newsletter Editor: .....Craig Drozd  
 Photography: .....Jack Parmenter & Roger Meeker  
 Door Prizes: .....Joy & Bella Lobaito  
 Resale Chair: .....Ron Black  
 Video: .....Paul Neuburger  
 Web Site: .....Roger Meeker

## Chapter Information

The **Detroit Area Woodturners** (DAW) is a local chapter of the **American Association of Woodturners** (AAW). The AAW is an international, not-for-profit organization dedicated to the advancement of the woodturning craft. Our mission is to provide information, education, a meeting place, and an effective organization or all who are interested in turning wood.



The DAW web site can be found at:  
<http://detroitareawoodturners.com>



The AAW web site can be found at:  
<http://www.woodturner.org>

## Membership

Yearly chapter dues are \$30 per individual or \$35 a family. Membership is for the calendar year. These dues help the club provide tools for our monthly demonstrations, bring in outside demonstrators, have a yearly picnic and other club related activities.

Renewal forms are mailed to current members in November of each year.

New members can obtain a membership form from the website under the CHAPTER INFO tab.

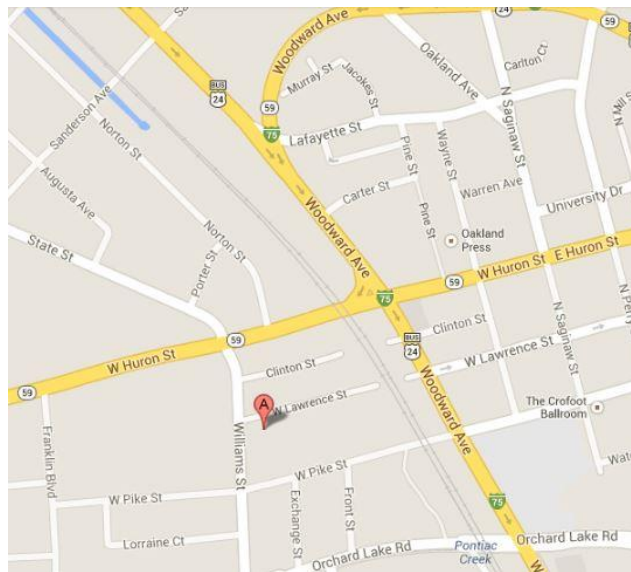
[Member Registration Form](#)

**Meeting Location**

The DAW will have a new home starting this September. Our Meetings are on the third Sunday of the month (September through June) starting at 1:30 pm and ending by 4:00 pm. We will meet at the Pontiac Creative Arts Center located in Pontiac, Michigan, just south of M-59, 2.5 miles west of I-75 and 1 mile east of Telegraph road.



**Our next meeting is in Sept 2014**  
**Check the club website for exact date.**



Address: 47 Williams St, Pontiac, MI 48341  
 Phone: 248-333-7849

**Upcoming Events**

**AAW's 28th International Symposium in Phoenix AZ** June 13-15, 2014  
<http://woodturner.org/sym/sym2014/>

**Turn On! Chicago Symposium**  
 August 15-17, 2014  
<http://www.turnonchicago.com>

**DAW September meeting**  
 Sunday September 21, 2014 at 1:30 PM  
 At the PCAC

**Library**

The library is available for all current club members. We have many books, magazines and DVDs available to check-out. A list of materials is available on the DAW website. Library  
 Please help us maintain the library by returning checked out items promptly.  
 The library is maintained by Terry Williams. Terry is always willing to take requests for new material.

## Presidents Corner



I would like to address two items in this version of the President's Corner; volunteering and change.

Our club is an all-volunteer run organization. We rely on everyone in the group to make a contribution of their time and resources to keep the club going. I want to thank everyone for whatever they may have contributed over the past year and encourage everyone to continue their efforts to make the club a fun and enjoyable experience for all our members. I am sure I will miss someone, but I want to recognize a number of individuals who have made significant contribution over the last couple of months.

Let's start by thanking Dale Canapini for providing us with a location for our May meeting when once again we did not fit into the Shadbush schedule. Add to that a big thank you to Ray Frase who has found us a new home where scheduling and space will not be an issue.

Thank you to Richard Kowalski for donating a stand for the new Midi lathe and Vince Hellmann for the modifications to the stand to make it work for the lathe. Also thank you to Jim Armstrong at Performance Line Tools (Telegraph south of M59) for getting us the new Midi Lathe at cost and providing the membership with a 10% discount on major equipment purchases (Thanks to Rob Makowski for the arm twisting).

Thank you to Roger Meeker for putting together a great end of the year Picnic, Turn-A-Thon 2014. Even with the looming bad weather we had more participation than last year and saw a marked increase in the number of significant others that were in attendance. Roger got a little help from his friends: Jim Scarsella, Craig Drozd, and Matt Harbor provided burning and carving demos; Alfred Schembri, Jack Parmenter, Vince Hillman and Chuck Lobaito put together scrapper and three point tool kits; Alfred Schembri provided sharpening demos while Ray Frase kept everyone entertained and enthused on the lathes; Russ Holmes and Roger LaRose took care of purchasing and delivering all the food; Dave Blacker completed the cooking chores so Barb and I could eat; Dale Canapini will finalize the group turned bowl; Jack Parmenter organized the tool swap; Don Doyle brought his Rubber Chucky products that seemed to be very popular amongst the membership and will provide a 10% kick-back to the club; and also to all the significant others who not only put up with having wood chips scattered about their homes, but for cooking and helping to organize all the food, drinks, instant gallery items and commemorative mugs. And finally, thank you to all the members who provided great food and a friendly atmosphere that made for one heck of a great time.

My final thank you goes out to Ray Frase who has opened up his studio many times throughout the year for hands on sessions and so far, two informal club gatherings.

My corner is getting quite large, but I want to address change before I close. The club has undergone significant changes over the past year. Three of the five elected officers are in new positions and there have been 5 changes to the chair people. I know there will be more changes to the leadership in the coming year and that is good because it infuses new ideas into the club and gets different people involved so there is no leadership burnout. In our last meeting the Board added two new chair positions. Russ Holmes will take on the challenge of

organizing the education program (Education Chair is different from mentoring) and Vince Hellmann will take on the role of Building Chair. These two positions are needed to help with the biggest change for the club in recent history, our move to a new home.

Starting with the September 14 meeting, the club will be holding court in a different location. The Pontiac Creative Arts Center (PCAC) will be our new home. To begin with, the PCAC is closed on Sundays, so there will never be a scheduling issue. The main hall of the PCAC is larger than our current location, so there will be plenty of room for our current and future members. The larger jet lathe and lighting bar can be permanently assembled and stored within 10 feet of where it will be used. In the basement of the facility there will be storage for the library and club store so they will no longer need to be dragged in and out to the parking lot and members' homes. There is also a kitchen area where we will be able to set up our coffee maker. There is a good sized parking lot behind the facility and overflow parking available at the funeral home across the street which is also closed on Sundays. Other than wheels for the lathe, and some clean-up work, this part of the package comes with very little effort.


The major change will come in the basement of the building. Currently there are two classrooms set up in the basement. One is for painting and the other is for pottery. We will be transforming two other rooms into a wood turning studio. This will include moving out all the junk that is in those two rooms, building shelves to store any good stuff in other parts of the basement, taking down a couple of walls to open up the space, finding equipment and setting up the studio. Additionally there is a separate room that we may be able to set up as a small workshop that we would share with other residents (the studio will be locked).

I am making this sound easy, but it will take many hours of volunteer labor to make it a reality, but the wood turning studio is the most exciting part of our new home. When the PCAC is opened, our members will have access to the studio for small group meetings and turning sessions. The studio will also be used some evenings and on Saturdays for woodturning education. The education program will be how we earn our keep. We will be providing volunteer trainers to run the classes and the class fees will go to the PCAC.


So if you were not able to make it to the June 14th open house, please talk to one of the Board Members to find out how you can help transform the PCAC into our new home.

Phil

## Turning Smock Embroidery




248.361.4055  
KeegoBarb@comcast.net



Custom Embroidery

If you're interested in having your name added to your DAW turning smock, Contact Custom Embroidery. They do a very good job of matching the logo colors and fonts. If you contact them ahead of time they might be able to do the work while you wait.



## Sunday May 18, 2014 Meeting Notes



President Phil Stevens conducts the May club meeting

- Phil called the meeting to order with the new turned president's mallet. (Thanks Paul)
- First order of the meeting was the Presidents Challenge drawing for two \$10 gift certificates.
- Phil also gave away certificates to the two members that entered every president's challenge this year. (Good job Roger and Paul)
- New member / guest introduction; we had several new members / guests today.
- Phil introduced the DAW board and committee members.
- Jim Scarsella has name badges for the members that have joined recently. Please see him if you need one.
- Thanks to Russ for taking care of the library today in Terry's absence.
- Phil presented Dale Canapini with a DAW hat for arranging today's meeting location at the Detroit Sportsmen's Congress.
- Phil thanked Vince and Richard for building the new portable lathe stand for the clubs new Jet lathe.
- Club members now get a 10% discount on large power tools at Performance Line Tools.
- June 8th is the upcoming DAW picnic at Shadbush.
- Phil mentioned the upcoming open house at Ray Frase's shop in June.
- The AAW symposium in Phoenix is coming up.
- Maker Fair is July 26th and 27th. We might do a club outing for this event. Keep an eye on the club website for details.
- The board is looking for anyone in (or with contacts in) the printing business.
- Phil discussed the new club meeting location at the Pontiac Creative Arts Center.
- The September meeting schedule is still up in the air. The 3rd Sunday of September is the Festival of the Senses which the club wants to participate in again this year. This means the September meeting will be either the 14th or 28.



## Demonstration by Chuck Lobaito

Chuck demonstrated three different off center turning jigs for making pendants. The first turning was done in a standard four jaw chuck. The wood is tilted in the jaws to create a half moon looking cut. Then the piece is rotated in the chuck and cut again.



mounted to a wood block via hot melt glue or double sided tape. The block can then be mounted onto the wood faceplate in any offset location with wood screws.



Chuck then demonstrated using the Richard Joyner off-center jig.



Chuck then demonstrated using a wood faceplate as a jig. In this process pendant is



A video of Chuck's demonstration is at:

<http://youtu.be/Pjr4PKXL-Ls>



Show & Tell



# Show & Tell (Continued)



**Show & Tell (Continued)**





**Show & Tell (Continued)**



# Show & Tell (Continued)



**Show & Tell (Continued)**





# June Turn-A-Thon





**June Turn-A-Thon (Continued)**





**June Turn-A-Thon (Continued)**





**June Turn-A-Thon (Continued)**





# A Week at Arrowmont



During the first week of June, seven DAW members attended a 'Spiral Carved and Straight Carved Vessels' class at Arrowmont. This was taught by Avelino "Bino" Samuel. Attendees were: Craig Drozd, Vince Hellmann, Roger Meeker, Paul Neuburger, Jack Parmenter, Jim Scarsella and Alfred Schembri





# A Week at Arrowmont (Continued)





## Wood of the Month – Bigleaf Maple



**Common Name(s):** Bigleaf Maple

**Scientific Name:** *Acer macrophyllum*

**Distribution:** Coastal regions of Pacific North America

**Tree Size:** 80-100 ft (25-30 m) tall, 2-3 ft (.6-1.0 m) trunk diameter

**Average Dried Weight:** 34lbs/ft<sup>3</sup> (545 kg/m<sup>3</sup>)

**Specific Gravity (Basic, 12% MC):** .44, .55

**Janka Hardness:** 850 lbf (3,780 N)

**Modulus of Rupture:** 10,700 lbf/in<sup>2</sup> (73.8 MPa)

**Elastic Modulus:** 1,450,000 lbf/in<sup>2</sup> (10.00 GPa)

**Crushing Strength:** 5,950 lbf/in<sup>2</sup> (41.0 MPa)

**Shrinkage: Radial:** 3.7%, **Tangential:** 7.1%, **Volumetric:** 11.6%, **T/R Ratio:** 1.9

**Color/Appearance:** Unlike most other hardwoods, the sapwood of maple lumber is most commonly used rather than its heartwood. Sapwood color ranges from almost white, to a light golden or reddish brown, while the heartwood is a darker reddish brown. Silver Maple can also be seen with curly or quilted grain patterns.

**Grain/Texture:** Grain is generally straight, but may be wavy. Has a fine, even texture. The growth rings tend to be lighter and less distinct in Soft Maples than in Hard Maple.

**Rot Resistance:** Rated as non-durable to perishable in regard to decay resistance.

**Workability:** Fairly easy to work with both hand and machine tools, though maple has a tendency to burn when being machined with high-speed cutters such as in a router. Turns, glues, and finishes well, though blotches can occur when staining, and a pre-conditioner, gel stain, or toner may be necessary to get an even color.

**Odor:** No characteristic odor.

**Allergies/Toxicity:** Bigleaf Maple, along with other maples in the *Acer* genus have been reported to cause skin irritation, runny nose, and asthma-like respiratory effects. See the articles Wood Allergies and Toxicity and Wood Dust Safety for more information.


**Pricing/Availability:** Should be very moderately priced, though figured pieces such as curly or quilted grain patterns are likely to be much more expensive.

**Sustainability:** This wood species is not listed in the CITES Appendices or on the IUCN Red List of Threatened Species.

**Common Uses:** Veneer, paper (pulpwood), boxes, crates/pallets, musical instruments, turned objects, and other small specialty wood items.

**Comments:** Bigleaf Maple is appropriately named, as its leaves are the largest of any maple, commonly reaching an overall width of 6 to 12 inches (15-30 cm) across. Bigleaf Maple is a commercially important hardwood timber for the United States' west coast, where it is virtually the only commercial maple species in the region.

### Pictures



**Benefits of joining the American Association of Woodturners (AAW)**

- Six issues of American Woodturner annually
- Automatic participation in periodic drawings for prizes
- Access to all past issues of American Woodturner, viewable online through the website Members Area.
- Access to machine-readable American Woodturner issues for those members who are visually impaired and utilize screen-reading software - contact the webmaster if this applies to you.
- Marketing opportunities on our website for artists, collectors, galleries, and museums.
- Group rates for individual and chapter insurance.
- Savings of up to 50% on AAW merchandise, including project books, DVDs, logo apparel, and more.
- Eligibility to apply for AAW Educational Opportunity Grants.
- AAW Forum and member-only access to articles and resources on our website.
- Eligibility to vote in AAW board elections if a member before the end of August in that year.
- Eligibility to apply for membership in the Professional Outreach Program (POP).
- Access to POP Fellowship grants.
- Exhibit opportunities - AAW members may enter work for the annual juried member exhibit featured at the Symposium, the Gallery of Wood Art in St. Paul, and other venues.
- Annual International AAW Woodturning symposium.
- Demonstration opportunities at AAW symposiums.
- AAW "Resource Directory" that contains a complete listing of contact information for members, local chapters, demonstrators, and other woodturning resources. Updated listings are available to members through the AAW website.
- More than 300 AAW local chapters that offer workshops, camaraderie, opportunities to share ideas and techniques, and access to lending libraries, discounts, and volume purchases.

**Russ Holmes wants you for breakfast**

There is a breakfast get together every Tuesday Morning at 8:00am, held at the **Avenue Restaurant** on Woodward Ave at 13 Mile Rd.

All are welcome.

## Links for Suppliers

★ When ordering from a star supplier, be sure to inform them of your Detroit Area Woodturners membership Discounts may apply – usually 10% or Club Credit)

Hartville Tool

<http://www.hartvilletool.com>

800-345-2396

Woodturning Supplies



Landfill Lumber

<http://landfilllumber.com/>

586-563-0441

Victor Lewandowski -Woodturning Stock



Craft Supply

<http://www.woodturnercatalog.com>

800-551-8876

Woodturning Supplies

Richard Lauwers

810-724-2263

Kiln dried oak and maple

Rubber Chucky Products

<http://rubberchucky.com>

248-877-0828

Woodturning Supplies



Rockler

29918 Woodward Ave, Royal Oak, MI 48073

248-543-5110

DAW Discount only at this location



Packard

<http://www.packardwoodworks.com>

800-683-8876

Woodturning Supplies

Woodcraft

<http://www.woodcraft.com>

800-225-1153

Woodworking and hardware

Klingspor

<http://www.woodworkingshop.com>

800-228-0000

Abrasives and woodturning supplies

The Sanding Glove

<http://www.thesandingglove.com>

800-995-9328

Sanding Supplies

Choice Woods

<http://www.choice-woods.com>

888-895-7779 or 502-637-1190

Log 2 Lumber

<http://log2lumber.com>

248-535-5035

Chuck Lobaito – Portable saw mill

## Links for Clubs and Turners

### AAW - National Organization

Web Site: <http://www.woodturner.org/>

### Michigan Association of Woodturners ( Holly, MI )

Web Site: <http://www.michiganwoodturner.org>

### Detroit Area Woodturners ( Shelby Twp, MI )

Web Site: <http://www.detroitareawoodturners.com/>

### Blue Water Area Woodturners ( Richmond, MI )

Web Site: <http://www.bluewaterareawoodturners.org>

### Grand River Woodturners Guild ( Grand Rapids, MI )

Web Site: <http://www.grandriverwoodturners.org>

### Ohio Valley Woodturners Guild ( Cincinnati, OH )

Web Site: <http://www.ovwg.org>

### Arrowmont School of Arts and Crafts

Web Site: <http://www.arrowmont.org/>

### Marc Adams School of Woodworking

Web Site: <http://www.marcadams.com/>

### John C. Campbell Folk School

Web Site: <http://www.folkschool.org>

### Woodcraft of Sterling Heights (586) 268-1919

Web Site: <http://www.woodcraft.com>

### Al Stirt: Woodturner, Artist and Teacher

Web Site: <http://www.alstirt.com>

### Rockler

Web Site: <http://www.rockler.com>



## We Need Your Help

### From the Editor

Articles are due at the monthly meeting (for example, submit at or before the February meeting for the February Newsletter) and should be submitted to Craig Drozd at [Craig.Drozd@outlook.com](mailto:Craig.Drozd@outlook.com).

### Member Projects

If you have a woodturning project that you would like to showcase to our club members, you can send me detailed information about your project with pictures.

### Articles on New Woodturning Techniques and Tools

If you come across an article, wish to write an article on a new wood turning technique, care to write a review or want to forward on a review of a new wood turning tool, please feel free to do so. Any photos will be helpful.

### Shop Talk

Everyone has a different way of doing things in their shop and everyone's shop is different in many ways; whether it's size, location, or physical layout you are probably doing something that would be helpful for others to see.

### Members Questions & Answers

Members are asked to submit woodturning, finishing and tool questions to our resident experts to answer. There are no dumb questions; someone else in the club may have had the same questions.

### Classified Ads

Ads for woodturning and woodworking related items are free to members. Send detailed information with pictures.

### Wood to Turn

Do you have wood, need wood or know about wood that is available for turning? Let me know and I'll pass it along.

### From the Editor, Again

Let's make this newsletter something interesting, if you send it, we'll publish it.

### Footnote

If possible, please send a digital file (I don't type very well). Thank you!