

Shavings



October 2014

Inside this edition

- **October Meeting Notes**
- **Making a Chip & Dip Platter**
- **Show & Tell Pictures**
- **Vacuum Chucking Sign-up Form**
- **Holiday Turning Challenge Rules**
- **And much more**

Pumpkin Turning by

Roger Meeker

Providing an environment that fosters the art and craft of woodturning

A publication of the Detroit Area Woodturners

Members

Board Members:

- President:Phil Stevens
- 1st VP:Roger Meeker
- 2nd VP:Dennis Montville
- Secretary:Roger La Rose
- Treasurer:Chuck Lobaito

Committee Members:

- Asset Manager:Alfred Schembri
- Librarian:Terry Williams
- Member Chair:Jim Scarsella
- Mentor Program:Ray Frase
- Newsletter Editor:Craig Drozd
- Photography:Jack Parmenter & Roger Meeker
- Door Prizes:TBD
- Resale Chair:Sam Failla
- Video:Chris Miller
- Web Site:Roger Meeker

Chapter Information

The **Detroit Area Woodturners** (DAW) is a local chapter of the **American Association of Woodturners** (AAW). The AAW is an international, not-for-profit organization dedicated to the advancement of the woodturning craft. Our mission is to provide information, education, a meeting place, and an effective organization or all who are interested in turning wood.



The DAW web site can be found at:

<http://detroitareawoodturners.com>



The AAW web site can be found at:

<http://www.woodturner.org>

Membership

Yearly chapter dues are \$40 per individual or \$50 a family. Membership is for the calendar year. These dues help the club provide tools for our monthly demonstrations, bring in outside demonstrators, have a yearly picnic and other club related activities.

Renewal forms are mailed to current members in November of each year.

New members can obtain a membership form from the website under the CHAPTER INFO tab.

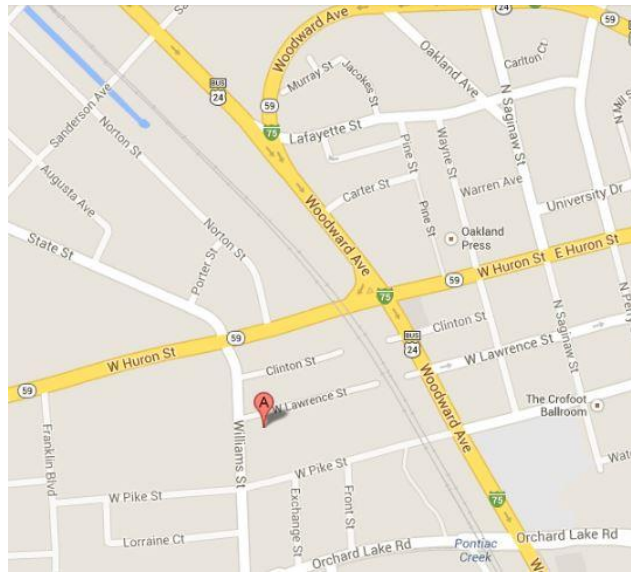
[Member Registration Form](#)

Meeting Location

The DAW has a new home starting this September. Our Meetings are on the third Sunday of the month starting at 1:30 pm and ending by 4:00 pm. We will meet at the [Pontiac Creative Arts Center](#) located in Pontiac, Michigan, just south of M-59, 2.5 miles west of I-75 and 1 mile east of Telegraph Road.



Our next meeting is Sunday November 16th 2014.



Address: 47 Williams St, Pontiac, MI 48341
Phone: 248-333-7849

Upcoming Events

DAW November meeting
Sunday November 16, 2014 at 1:30 PM
At the PCAC

DAW December meeting
Sunday December 14th, 2014 at 1:30 PM
Annual Holiday Meeting

AAW's 29th International Symposium in Pittsburgh June 25-28, 2015
<http://www.woodturner.org/?page=2015Pittsburgh>

Library

The library is available for all current club members. We have many books, magazines and DVDs available to check-out. A list of materials is available on the DAW website.
Library

Please help us maintain the library by returning checked out items promptly.
The library is maintained by Terry Williams. Terry is always willing to take requests for new material.

Presidents Corner



I want to use this month's President's Corner to thank all the individuals who helped put together the training/gathering shop in the basement of the Pontiac Creative Arts Center. Vince Hellman was our project manager who received lots of help from Roger Meeker, who coordinated work schedules with the PCAC staff and also with our electrician. Ray Frase, Alfred Schembri, Paul Neuburger, Don Doyle, Sam Failla, Chris Miller, Russ Holmes, Jim Scarsella and Jack Parmenter all together spent 400+ hours getting the room ready for the first class that was taught on Saturday October 18th.

I also want to thank all the countless member of the club that helped get the shop operational by donating tools and shop equipment. Special thanks go out to Russ Holmes, Ray Frase, Paul Neuburger, and Glen McCullough who donated/lent the club lathes to use in the shop. Also, thank you to Don Doyle for putting together requests for donations that have added numerous items to the shop.

Please help me to thank all these individuals in one or more of the following ways:

- 1) Thank them personally for a job well done.
- 2) Volunteer to either help teach a class or to organize a group of people that will get together and use the shop. There is no better recognition than knowing all your hard work is going to good use.
- 3) Volunteer to take on a task for the club or to participate on the board. The current leadership group is a little tired and maybe a little overwhelmed with the amount of work that moving and setting up the shop has been this year. I am sure that any new help would be very much welcomed.
- 4) Come up with an idea to improve the club, talk to the board about it, and then execute the plan. The board members are constantly bombarded with good ideas from the membership that are only good if they can be executed. The current board needs more participation to make these good ideas a reality. Take for example Jack Parmenter's idea to bring in a demonstrator on affordable vacuum chucks. Jack made the contact, created a budget and a plan, reviewed the plan with the board, asked the membership if there was interest, and is now following up with the demonstrator to make it all happen early next year. Great job Jack!

So thank you to everyone who is working to make the club a better and more enjoyable place for all the members. Have fun making your toys/puzzles for the President's Challenge and I hope to see you all at the next meeting.

Phil

Sunday October 19, 2014 Meeting Notes



President Phil Stevens conducts the October club meeting

- There were many entries in this month's Winged Bowl Presidents Challenge; one winning ticket was drawn for a prize. Remember, everyone that participates in the challenge each month gets a chance to win a prize.
- Raymond Morgan, assistant manager of the Royal Oak Rockler store brought by six \$20 gift certificates for the club. Raymond discussed how the club earns the certificates when DAW members shop at the store.
- Guests and new members were introduced.
- Club Officers
 - Two board positions will be open at the end of this year. If you're interested in running for any position please see a board officer. Elections are held each year during the December meeting.
- Committee members
 - We still need a volunteer for managing the door prizes at the monthly meetings.
- Renewal forms for Chapter Dues will be sent out shortly. Individual



- membership is \$40 per year; family membership is \$50 per year.
- Phil thanked the crew that spent their time building out the training room at the PCAC.
 - Four companies have helped with the club's education activities with donations. (see section later in this newsletter) Please consider supporting them for your woodturning needs.
 - Club events:
 - Festival of the Senses report – there was a lot of interest in the club booth on the first day. The event was rained out the second day.
 - November meeting – Steve Rohr will be demonstrating deep hollowing techniques
 - December meeting – During our annual holiday meeting we will be holding the Found item challenge. You can purchase your found item for \$5. Bring in your turned item and get a \$10 gift certificate.
 - February – The WoodWorking Shows will be back in town and the club will have a booth again this year. As we get closer to the event we will be looking for volunteers to work the event.
 - June 25th 2015 is the AAW symposium in Pittsburgh.
 - Jack talked about a vacuum pump demo from Bob at Frugal Vacuum Chuck.com. The demonstration is scheduled for Saturday January 17th, 2015. See the flyer and signup sheet in this newsletter.
 - Training and gathering shop at the PCAC is available for group get-togethers. If you're interested in scheduling something, please see a board member to make the arrangements.
 - We would like to see the DAW members consider joining the PCAC center for \$20 a year.
 - Looking for equipment teardown and cleanup volunteers.



Demonstration by Mike Foydel



Mike demonstrated turning various gift items.



You can see the video [here](#).
The Presentation material can be accessed [here](#).

Show & Tell



Show & Tell



Show & Tell



Show & Tell



Show & Tell



Show & Tell



Faces in the Crowd



Faces in the Crowd



Chip and Dip Platter By: Glenn McCullough



I began with a section of spalted sycamore 22"x 18", given to me by another turner a few years ago, waiting for the right inspiration. I wanted to get the most out of it, wasting as little as possible of this really nice wood.

The wood was quite dry and lighter than I expected. I cut a circle on my band saw as large as I could (17"), mounting it on my lathe on a screw chuck.

It has a 16" capacity, ended up 15.75" as the edges were rounded toward the outside of the log, a bad spot near the edge (as you can see in the photo to the right), not allowing me to get a good rim height until I turned it down a couple inches.




This worked out ok because it allowed me to swivel the headstock over the ways.

Now, in standard turning position, I turned a recess for the jaw chuck and flattened out the bot-tom and defined the turn at the outside edge. Here, shown reversed and chucked, I defined the dip opening, left the bulk for support, turned the outside rim, interior edge, and then flattened the platter toward the bowl.

Sycamore is nice to turn; however, end grain tear-out is a challenge!

Chip and Dip Platter By: Glenn McCullough



Here, I smoothed out the flat of the platter, cleaned up the transition from the flat to the bowl and softened the bowl rim. I then sanded using 100 to 400 sandpaper with the cross grain needing special attention.

I made a jam chuck, secured the bowl over it facing the headstock, brought up the tail stock, cleaned up and sanded the bottom. Removed some bottom material but had to leave a less than desired chunk due to the bad wood (as seen in the photo to the right). The more I tried to clean it up the more came out, decided to let Mother Nature have her way, here.



Used food safe General Finishes butcher block oil for my finish. It brought out the grain better than I expected.

Here is the finished photo along with a close-up of the sycamore grain with spalting at the bowl. This was my first chip and dip platter attempt...not my last either!!



Holiday Turning Challenge Rules

The following rules are for the holiday themed Found Item project. You can purchase your found item object at the October & November club meetings. Bring your turned item to the December club meeting.

1. All participants will be given a random found item to work with
2. Cost for the found item will be \$5
3. All participants that bring an item to the December Meeting will receive a \$10 Gift Certificate
4. There is no limitation on other materials used
5. Turning must be used as part of the final project
6. Item must be holiday themed (Christmas, New Years, Halloween, Chanukah, etc.)
7. Item finished and assembled must fit into a 6"x6"x12" box
8. Found item must be used as part of or in the making of the project (if the found item is not part of the finished project, you will need to tell us how you used the item). For example, if you receive a piece of Corian, you might use it as an accent piece in an ornament, or you might make a pen and add a holiday pen clip, or you might use the Corian to make handles for a parting tool and then use the parting tool in the completion of the project. All are acceptable entries in this year's challenge.
9. Four prizes will be awarded
 - a. Most imaginative use of the found item in the project
 - b. Most imaginative use of the found item to make a project
 - c. Least imaginative use of the found item in a project
 - d. Least imaginative use of the found item to make a project

As you can see there are few restrictions on this year's challenge and the prizes will cover a broad range of skills, so everyone should give it a try, no matter what your level of turning skills.

Spotlight on Companies

We would like to thank the following companies for their generous contributions to our educational endeavors with the Pontiac Creative Arts Center.

The Beall Tool Company

www.bealltool.com

800.331.4718

J and B Tools, Inc.

www.JandBtools.com

Joe Sanders 228.860.6561

Bob Vaughan 251.510.7805

Lee Valley

www.leevalley.com

800.871.8158

Penn State Industries

www.pennstateind.com

800.377.7297

We encourage our membership to consider these companies when making their woodturning purchases.

Wood of the Month – River Birch



Common Name(s): River Birch

Scientific Name: *Betula nigra*

Distribution: Eastern United States

Tree Size: 65-100 ft (20-30 m) tall, 2-3 ft (.6-1.0 m) trunk diameter

Average Dried Weight: 37 lbs/ft³ (590 kg/m³)

Specific Gravity (Basic, 12% MC): .49, .59

Janka Hardness: 970 lbf (4,320 N)

Modulus of Rupture: No data available

Elastic Modulus: No data available

Crushing Strength: No data available

Shrinkage: Radial: 4.7%, **Tangential:** 9.2%, **Volumetric:** 13.5%, **T/R Ratio:** 2.0

Color/Appearance: Heartwood tends to be a light reddish brown, with nearly white sapwood. Occasionally figured pieces are available with a wide, shallow curl similar to the curl found in Cherry. There is virtually no color distinction between annual growth rings, giving Birch a somewhat dull, uniform appearance.

Grain/Texture: Grain is generally straight or slightly wavy, with a fine, even texture. Low natural luster.

Rot Resistance: Birch is perishable, and will readily rot and decay if exposed to the elements. The wood is also susceptible to insect attack.

Workability: Generally easy to work with hand and machine tools, though boards with wild grain can cause grain tearout during machining operations. Turns, glues, and finishes well.

Odor: No characteristic odor.

Allergies/Toxicity: Birch in the *Betula* genus has been reported as a sensitizer. Usually most common reactions simply include skin and respiratory irritation.

Pricing/Availability: Likely to be rather economical in most instances. Figured boards can be more expensive, but normally plain birch lumber is in the same price range as maple or oak.

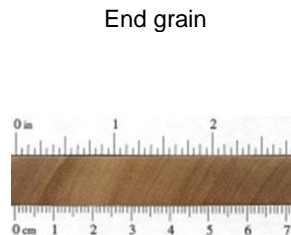
Sustainability: This wood species is not listed in the CITES Appendices or on the IUCN Red List of Threatened Species.

Common Uses: Plywood, boxes, crates, turned objects, interior trim, and other small specialty wood items.

Comments: Birch is one of the most widely used woods for veneer and plywood worldwide. Besides regular sheets of plywood, Birch veneer is also used for doors, furniture, and paneling.

Related Species: Alaska Paper Birch (*Betula neoalaskana*), Alder-leaf Birch (*Betula alnoides*), Downy Birch (*Betula pubescens*), Gray Birch (*Betula populifolia*), Paper Birch (*Betula papyrifera*), Silver Birch (*Betula pendula*), Sweet Birch (*Betula lenta*), Yellow Birch (*Betula alleghaniensis*), Baltic Birch, Masur Birch

Pictures



Benefits of joining the American Association of Woodturners (AAW)

- Six issues of American Woodturner annually
- Automatic participation in periodic drawings for prizes
- Access to all past issues of American Woodturner, viewable online through the website Members Area.
- Access to machine-readable American Woodturner issues for those members who are visually impaired and utilize screen-reading software - contact the webmaster if this applies to you.
- Marketing opportunities on our website for artists, collectors, galleries, and museums.
- Group rates for individual and chapter insurance.
- Savings of up to 50% on AAW merchandise, including project books, DVDs, logo apparel, and more.
- Eligibility to apply for AAW Educational Opportunity Grants.
- AAW Forum and member-only access to articles and resources on our website.
- Eligibility to vote in AAW board elections if a member before the end of August in that year.
- Eligibility to apply for membership in the Professional Outreach Program (POP).
- Access to POP Fellowship grants.
- Exhibit opportunities - AAW members may enter work for the annual juried member exhibit featured at the Symposium, the Gallery of Wood Art in St. Paul, and other venues.
- Annual International AAW Woodturning symposium.
- Demonstration opportunities at AAW symposiums.
- AAW "Resource Directory" that contains a complete listing of contact information for members, local chapters, demonstrators, and other woodturning resources. Updated listings are available to members through the AAW website.
- More than 300 AAW local chapters that offer workshops, camaraderie, opportunities to share ideas and techniques, and access to lending libraries, discounts, and volume purchases.

Russ Holmes wants you for breakfast

There is a breakfast get together every Tuesday Morning at 8:00am, held at the **Avenue Restaurant** on Woodward Ave at 13 Mile Rd.

All are welcome.

Links for Suppliers

★ When ordering from a star supplier, be sure to inform them of your Detroit Area Woodturners membership Discounts may apply – usually 10% or Club Credit)

Hartville Tool

<http://www.hartvilletool.com>

800-345-2396

Woodturning Supplies



Landfill Lumber

<http://landfilllumber.com/>

586-563-0441

Victor Lewandowski -Woodturning Stock



Craft Supply

<http://www.woodturnercatalog.com>

800-551-8876

Woodturning Supplies

Richard Lauwers

810-724-2263

Kiln dried oak and maple

Rubber Chucky Products

<http://rubberchucky.com>

248-877-0828

Woodturning Supplies



Rockler

29918 Woodward Ave, Royal Oak, MI 48073

248-543-5110

DAW Discount only at this location



Packard

<http://www.packardwoodworks.com>

800-683-8876

Woodturning Supplies

Woodcraft

<http://www.woodcraft.com>

800-225-1153

Woodworking and hardware

Klingspor

<http://www.woodworkingshop.com>

800-228-0000

Abrasives and woodturning supplies

The Sanding Glove

<http://www.thesandingglove.com>

800-995-9328

Sanding Supplies

Choice Woods

<http://www.choice-woods.com>

888-895-7779 or 502-637-1190

Log 2 Lumber

<http://log2lumber.com>

248-535-5035

Chuck Lobaito – Portable saw mill

Links for Clubs and Turners

AAW - National Organization

Web Site: <http://www.woodturner.org/>

Michigan Association of Woodturners (Holly, MI)

Web Site: <http://www.michiganwoodturner.org>

Detroit Area Woodturners (Shelby Twp, MI)

Web Site: <http://www.detroitareawoodturners.com/>

Blue Water Area Woodturners (Richmond, MI)

Web Site: <http://www.bluewaterareawoodturners.org>

Grand River Woodturners Guild (Grand Rapids, MI)

Web Site: <http://www.grandriverwoodturners.org>

Ohio Valley Woodturners Guild (Cincinnati, OH)

Web Site: <http://www.ovwg.org>

Arrowmont School of Arts and Crafts

Web Site: <http://www.arrowmont.org/>

Marc Adams School of Woodworking

Web Site: <http://www.marcadams.com/>

John C. Campbell Folk School

Web Site: <http://www.folkschool.org>

Woodcraft of Sterling Heights (586) 268-1919

Web Site: <http://www.woodcraft.com>

Al Stirt: Woodturner, Artist and Teacher

Web Site: <http://www.alstirt.com>

Rockler

Web Site: <http://www.rockler.com>

We Need Your Help

From the Editor

Articles are due at the monthly meeting (for example, submit at or before the February meeting for the February Newsletter) and should be submitted to Craig Drozd at Craig.Drozd@outlook.com.

Member Projects

If you have a woodturning project that you would like to showcase to our club members, you can send me detailed information about your project with pictures.

Articles on New Woodturning Techniques and Tools

If you come across an article, wish to write an article on a new wood turning technique, care to write a review or want to forward on a review of a new wood turning tool, please feel free to do so. Any photos will be helpful.

Shop Talk

Everyone has a different way of doing things in their shop and everyone's shop is different in many ways; whether it's size, location, or physical layout you are probably doing something that would be helpful for others to see.

Members Questions & Answers

Members are asked to submit woodturning, finishing and tool questions to our resident experts to answer. There are no dumb questions; someone else in the club may have had the same questions.

Classified Ads

Ads for woodturning and woodworking related items are free to members. Send detailed information with pictures.

Wood to Turn

Do you have wood, need wood or know about wood that is available for turning? Let me know and I'll pass it along.

From the Editor, Again

Let's make this newsletter something interesting, if you send it, we'll publish it.

Footnote

If possible, please send a digital file (I don't type very well). Thank you!

Frugal Vacuum Chuck

Sign-up sheet for “Frugal Vacuum Chuck” demonstration, Saturday afternoon, January 17, 2015

- Demo cost: \$20

Two hour live demo on vacuum pumps and vacuum chucks systems

- If you purchase a chuck, you’ll take it home with you
 - No shipping charges (\$20 savings)
 - Group discount (\$15 savings)
 - 2014 prices

His best vacuum chuck kit will cost you \$160, out the door, with a one year guarantee on the vacuum pump. For more information go to: <http://www.frugalvacuumchuck.com/>

There is no obligation to purchase a pump, just show up, learn a little, and hang out with a bunch of woodturners.

We’re trying to get an idea of number

“Frugal Vacuum Chuck” demonstration
Saturday afternoon, January 17, 2015

Name: _____

Email: _____

Phone: _____

Enclosing a check for \$20: Make payable to: Detroit Area Woodturners

Attending Demo: Considering a system:

I’m considering one of the systems:

Best for \$160

Better \$135

Good \$120

Return form to: Jack Parmenter
41611 Greenbriar
Plymouth, MI 48170
(734) 765-8916
jackparmenter@live.com

<http://www.frugalvacuumchuck.com/>