


Fat Peppermills




7" long / 4" diameter



Top is 1/3 of the entire length.




1/4"




Place tenon here. This will match the grain



Drill 9/16 hole through past the body.



Part on the line: 1/8"
Label top and bottom



Clean up the face.




The circle is the **top** of the base.



Measure $\frac{1}{4}$ and turn down to the circle (**top**).



Measure $1 \frac{1}{2}$ " from the top.



Part down to 2" thickness

Neck

Top




Hollow $\frac{1}{2}$ the way through.



Make a jam chuck ...OR...



Add layers of black tape.




Drill a 1 7/8 hole 3/4" deep.



Drills a 1 1/16" hole



Hollow the inside.



Drill a 7/8" hole 1/8" deep.
It will not fit. Make it fit.

